Unihopper®

GUANGDONG UNIHOPPER PRECISION TECHNOLOGY
GROUP CO.,LTD

Operating center: Rm2404 Building B, Fengxing Plaza, No.242,
Tianhe Rd, Tianhe District, Guangzhou City

Headquarter: Unihopper industrial park, No.9 Chuangye
road, High-tech Industrial Development Zone ,Zhaoqing City,
Guangdong Province, China

TEL：+86-758 3212918/3212919
FAX：+86-758 3212921
Email: pansheng@unihopper.biz

www.unihopper.biz/en

On the premise of not influence the function and uality,Grasshopper reserves the right of changing the size,outlook without notice.
There will be a little color difference between the product in presswork and definite object.The correct size of the product subject to definite object.

Official wechat

Official website

Unihopper

DRAWER AND CABINET SYSTEM

DRAWER AND CABINET SYSTEM

Designed by UNIHOPPER



Unihopper

DRAWER AND CABINET SYSTEM

MORE UNDERSTANDING OF HIGH-END HOME HARDWARE BRANDS



Unihopper Intelligent industrial park







Unihopper R & D Building

MILESTONES

2003

Unihopper launched the first generation one -way soft closing drawer box.





2005

Unihopper decided to invest with the advanced technology from Europe and construct the production base in Foshan China.



2007

Unihopper founded a union design group with designers from Europe and Columbia, and successfully launch the second generation two-way soft closing drawer box. The concept of twoway soft closing became popular around world ever since.

2008

Unihopper set up the marketing center and began to provide quality products and service for Chinese furniture customers.

2010

Unihopper successfully researched and developed the third generation interactive two-way soft closing drawer box and synchronize conceal slide.

2013

The co-designer team successfully researched and developed basket and wardrobe storage system (MOKA).



2015

Unihopper successfully researched and developed the fifth generation interactive two-way soft closing drawer box-Magic box, and successfully hosted the “Night of Unihopper” in Beijing wardrobe annual conference.



2016

Unihopper successfully hosted “Unihopper Global summit” in Guangzhou, and announced Unihopper exported more than 90 countries.



2017

Unihopper successfully hosted the second “Unihopper Global summit” . Same time, Unihopper Business College was founded.

2019

Unihopper successfully hosted the third “Unihopper Global summit”, and founded the new Unihopper production base and Unihopper brand-day. Same year, Unihopper researched and developed the Phantom kitchen storage system and Co-box.



2020

Unihopper become one of the home decoration drafting committee for Hinge, slide and basket. In the same year, Unihopper won the National High-tech Enterprise. Same year, VANKA, COKA wardrobe system have been introduced to the market.



2021

Unihopper Zhaoqing production base put into use officially, in the same year, LINA, HUGGEN series have been introduced to the market.



2022

Unihopper international R&D center and the flagship showroom in the new headquarters fully open to the public, same time, Unihopper establish product R&D centre and product laboratory together with Vanke caizhu.

2023

Unihopper held the first Designers Competition “Unihopper Cup”, initiating the first action in the Industry by making a solid sound for the home designer in China. Same year, Venka wardrobe system gave been introduced to the market.

2024

Unihopper held the second Designers Competition “Unihopper Cup” successfully, in the same time, the first "Unihopper Cup" for installation skills competition was launched. Same year, MONIKA, MONA storage series products have been launched successfully.



BRIEF INTRODUCTION

Unihopper a global hardware brand with designs and cultural concepts inspired by Europe, embracing european essence to serve the Global Market, insisit in commitment to globalization. Unihopper qffering the Uni-products, Uni-design, and Uni-service to every corner of the world.

After years of development, Unihopper has export business in 108 countries and regions around the world, such as Netherlands, Canada, Russia, Slovenia, Argentina, Korea, Iran, Spain, Portugal, Ireland, Saudi Arabia, Colombia, South Africa, India, Southeast Asia Regions and China HongKong, Macao and Taiwan regions and so on; and 46 of them are sole agents, and now, Unihopper has become a major suppliers for many well-known kitchen and bathroom cabinets and home brands in the world.

In 2005, Unihopper set up a production base and established a large storage center of more than 200,000 suqare meters in Guangdong Province in China, and the first stage of 120,000 square meters has been put into use in 2021. The automation and digitalization level of the Unihopper industrial park has led the new trend of the industry.

As one of the best name and provider for the high-end customized furniture hardware industry, Unihopper has always upheld the brand values of "European quality, Chinese price", and now, has become a leading brand popularizing in many home furnishing companies and consumers all over the world. In the future, Unihopper will increase more investment in space enlarging, strengthen multi-dimensional development including product application, intelligent scene introduction, online and offline channel integration, striving to become a hardware brand that better understands high-end home decor and the most inportant and most respected hardware manufacturers in the world.

GS Quality Test Certification

ISO 9001 Quality Management Certification

Standards Maker of Kitchen Hardware Industry

American Good Design

Featured Finalis

French Design Award

THE LAYOUT OF UNIHOPPER ALL OVER THE WORLD

46
Global exclusive agency

108
Global business dealings

150
National service agency cities

200+
national brand franchisees

80+
First -and second-tier cities
Open experience exhibition hall



NORTH AMERICA

Canada
Costa Rica
Guatemala
Mexico
Panama
United States

SOUTH AMERICA

Argentina
Aruba
Bolivia
Brazil
Chile
Colombia
Ecuador
Peru
Uruguay
Venezuela

CENTRAL EUROPE

Austria
Czech Republic
Germany
Hungary
Poland
Slovakia
Switzerland

WESTERN EUROPE

Britain
France
Netherlands
Ireland

NORTHERN EUROPE

Denmark
Finland
Norway
Sweden

EASTERN EUROPE

Belarus
Estonia
Latvia
Moldova
Republic of Lithuania
Russia
Ukraine

SOUTHERN EUROPE

Albania
Bulgaria
Greece
Italy
Macedonia
Malta
Portugal
Romania
Serbia
Slovenia
Spain

AFRICA

Algeria
Benin
Botswana
Cameroon
CoteDivoire
Egypt
Ghana
Malawi
Mauritius
Morocco
Nigeria
Reunion
Seychelles
South Africa
Tanzania
Tunisia
Uganda
Zambia

WESTERN ASIA

Armenia
Azerbaijan
Bahrain
Dubai
Iran
Iraq
Israel
Jordan
Kuwait
Lebanon
Oman
Palestine
Qatar
Saudi Arabia
Turkey
UAE
Yemen

CENTRAL ASIA

Kazakhstan
Kyrgyzstan

SOUTHEAST ASIA

Cambodia
Indonesia
Laos
Malaysia
Myanmar
Philippines
Singapore
Thailand
Vietnam

EAST ASIA

China
Hong Kong, China
Mongolia
South Korea
Taiwan, China

SOUTH ASIA

Bangladesh
India
Maldives
Nepal
Pakistan
Sri Lanka

OCEANIA

Australia
New Zealand

COMPANY VISION

CORPORATE MISSION:

To meet people's yearning for a better life is the mission pursuit of Unihopper

VALUES:

Integrity, altruism, struggle, innovation, understanding, common progress



CRAFTSMAMSHIP





CUSTOM MADE . WELL ORGANIZED

INDEX

P. 019-106 **DRAWER BOX**

P. 021 LED GLASS MAGIC BOX
P. 035 MAGIC BOX
P. 049 REGIC BOX
P. 059 VITABOX
P. 071 COBOX
P. 085 POBOX
P. 099 HUGGEN SYSTEM
P. 103 UNDERSINK OF DRAWER BOX

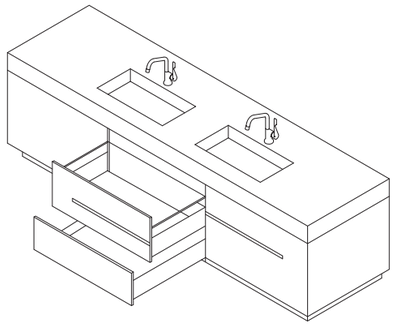

P. 107-134 **INNER DRAWER BOX**

P. 109 INNER MAGIC BOX
P. 125 INNER DRAWER BOX

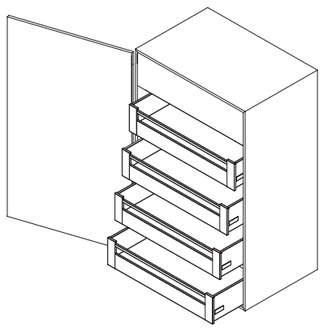

P. 135-180 **CONCEALED SLIDE**

P. 141 HUGGEN
P. 153 PAGGEN
P. 169 BALL BEARING SLIDE

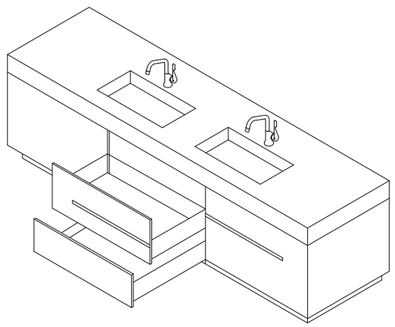

P. 181-222 **GAS HINGE**

P. 183 BRITON
P. 189 HUTTON
P. 199 SETTON
P. 207 PATTON
P. 213 GAS HINGE
P. 221 BUFFER
P. 222 BOUNCER

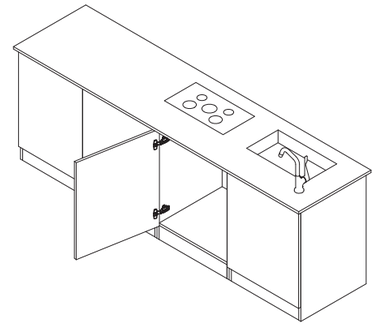

P. 223-228 **CABINET SUPPORT**

P. 223 CABINET HANGER

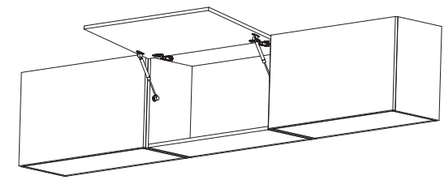

DRAWER AND CABINET SYSTEM





GAS HINGE



DRAWER BOX

THE SOUL OF SYSTEM

Linkage double buffer luxury damping hidden rail system, the effective buffer distance can be up to 53mm, variable damping effect, the drawer is still slowly closed when pushed in, thus service life of the cabinet, the use of safer.



DRAWER BOX SYSTEM



GLASS MAGIC BOX -pursuit of perfection of exquisite details and precise drawer and cabinet system.

LED GLASS MAGIC BOX



A great combination of functional and fashion drawer.

LED GLASS MAGIC BOX

A ingenious design of 53mm soft closing journey makes the movement perfectly.







LED GLASS MAGIC BOX

FEATURES

- Fashionable appearance,slow motion,easy assembling
- Optional for Huggen PTO system
- Drawer height 80MM
- Synchronized concealed slide Loading capacity 40KG
- Epoxy coated
- Light colour:10000K
- 3D regulations,up and down,left and right,front and back
- Mat:aluminum+glass



LED GLASS MAGIC BOX

H80



H80mm LED Glass magic box item code				
Nominal length	Item code			The complete set basic components includes
	Soft closing	Rebound	Huggen	
270mm	DBF1.270A1.(A)	DBRF1.270A1.(A)	DBPF1.270A1.(A)	1.Soft closing concealed slide(left/right) with huggen PTO system*
300mm	DBF1.300A1.(A)	DBRF1.300A1.(A)	DBPF1.300A1.(A)	2.LED Glass drawer side Left/Right
350mm	DBF1.350A1.(A)	DBRF1.350A1.(A)	DBPF1.350A1.(A)	3.Front fixing brackets 1*2pcs
400mm	DBF1.400A1.(A)	DBRF1.400A1.(A)	DBPF1.400A1.(A)	4.Clip-on fixing Left/Right
450mm	DBF1.450A1.(A)	DBRF1.450A1.(A)	DBPF1.450A1.(A)	5.Spacer for clip Left/Right
500mm	DBF1.500A1.(A)	DBRF1.500A1.(A)	DBPF1.500A1.(A)	
550mm	DBF1.550A1.(A)	DBRF1.550A1.(A)	DBPF1.550A1.(A)	

Remarks: (A):Color: Matt white(WT) / Dark grey(DG) Patent No：ZL 2017 2 0750286.4

1 Concealed slide Left / Right			
Description	Concealed slide–Soft closing	Concealed slide – Rebound	Concealed slide – HUGGEN
	DBE.(A)SL.ZP	DBRE.(A)SL.ZP	DBPE.(A)SL.ZP
	Remarks:(A):Nominal length:270/300/350/400/450/500/550		

2 LED Glass drawer side Left/Right	
Description	LED Glass drawer side Left/Right
	DBF.(A) AW1.(B)
	Remarks:(A):Nominal length:270/300/350/400/450/500/550 (B):Color: Matt white(WT)/Dark grey(DG)

3 Front fixing brackets	
Description	Front fixing brackets
	DA1102F1.80.(A)
	Remarks:(A):Color: Matt white(WT)/Dark grey(DG)

4 Clip–on fixing Left/Right	
Description	Clip–on fixing Left/Right
	CL12E.P3

5 Spacer for clip Left/Right	
Description	Spacer for clip Left/Right
	DA1101F.ZP

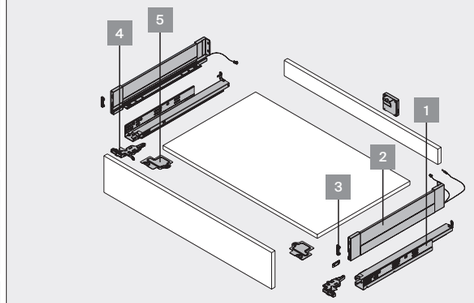

Space required

NL: Nominal length

Note: Net height +3mm when installed with huggen PTO system

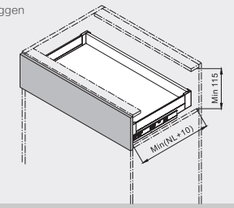

16mm Cutting size

N L: Nominal length

LW: Inner Cabinet Width

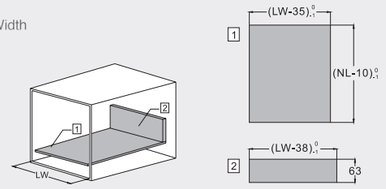

Runner Installation

Same hole pattern for soft closing and push open

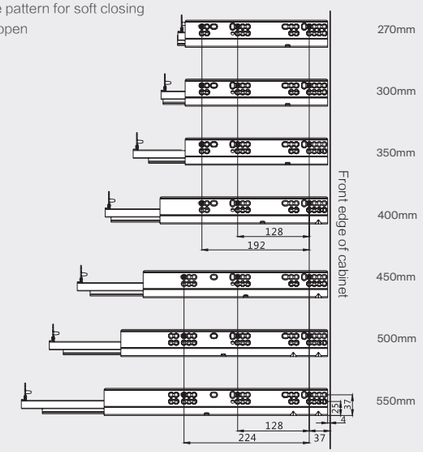

*For more detail of huggen PTO system, see page 091–094

LED GLASS MAGIC BOX

FEATURES

- Fashionable appearance,slow motion,easy assembling
- Optional for Huggen PTO system
- Drawer height 120MM
- Synchronized concealed slide Loading capacity 40KG
- Epoxy coated
- Light colour:10000K
- 3D regulations,up and down,left and right,front and back
- Mat:aluminum+glass



LED GLASS MAGIC BOX

H120



H120mm LED Glass magic box item code				
Nominal length	Item code			The complete set basic components includes
	Soft closing	Rebound	Huggen	
270mm	DBF1.270B1.(A)	DBRF1.270B1.(A)	DBPF1.270B1.(A)	1.Soft closing concealed slide(left/right) with huggen PTO system*
300mm	DBF1.300B1.(A)	DBRF1.300B1.(A)	DBPF1.300B1.(A)	2.LED Glass drawer side Left/Right
350mm	DBF1.350B1.(A)	DBRF1.350B1.(A)	DBPF1.350B1.(A)	3.Front fixing brackets 1*2pcs
400mm	DBF1.400B1.(A)	DBRF1.400B1.(A)	DBPF1.400B1.(A)	4.Clip-on fixing Left/Right
450mm	DBF1.450B1.(A)	DBRF1.450B1.(A)	DBPF1.450B1.(A)	5.Spacer for clip Left/Right
500mm	DBF1.500B1.(A)	DBRF1.500B1.(A)	DBPF1.500B1.(A)	
550mm	DBF1.550B1.(A)	DBRF1.550B1.(A)	DBPF1.550B1.(A)	

Remarks: (A):Color: Matt white(WT)/ Dark grey(DG) Patent No.ZL 2017 2 0750286.4

1 Concealed slide Left/Right			
Description	Concealed slide-Soft closing	Concealed slide – Rebound	Concealed slide – HUGGEN
	DBE.(A)SL.ZP	DBRE.(A)SL.ZP	DBPE.(A)SL.ZP
	Remarks:(A):Nominal length:270/300/350/400/450/500/550		

2 LED Glass drawer side Left/Right	
Description	LED Glass drawer side Left/Right
	DBF.(A) BW1.(B)
	Remarks:(A):Nominal length:270/300/350/400/450/500/550 (B):Color: Matt white(WT) /Dark grey(DG)

3 Front fixing brackets	
Description	Front fixing brackets
	DA1102F1.120.(A)
	Remarks:(A):Color: Matt white (WT) / Dark grey(DG)

4 Clip-on fixing Left/Right	
Description	Clip-on fixing Left/Right
	CL12E.P3

5 Spacer for clip Left/Right	
Description	Spacer for clip Left/Right
	DA1101F.ZP

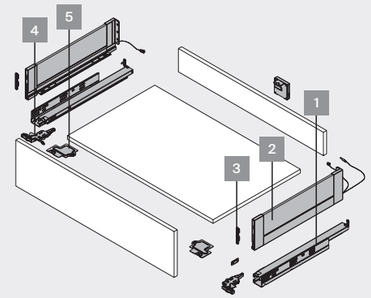

Space required

NL: Nominal length

Note: Net height +3mm when installed with huggen PTO system

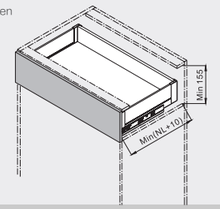

16mm Cutting size

N L: Nominal length

LW: Inner Cabinet Width

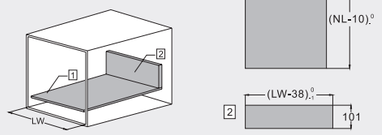

Runner Installation

Same hole pattern for soft closing and push open

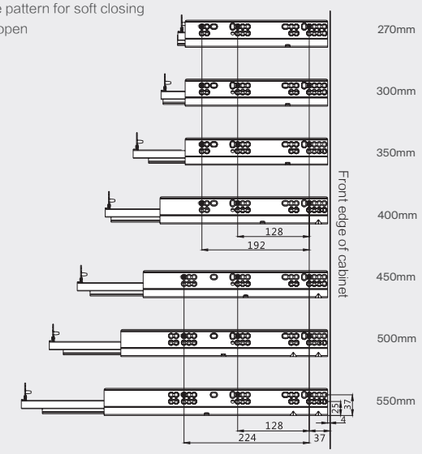

*For more detail of huggen PTO system, see page 091-094

LED GLASS MAGIC BOX

FEATURES

- Fashionable appearance,slow motion,easy assembling
- Optional for Huggen PTO system
- Drawer height 170MM
- Synchronized concealed slide Loading capacity 40KG
- Epoxy coated
- Light colour:10000K
- 3D regulations,up and down,left and right,front and back
- Mat:aluminum+glass



LED GLASS MAGIC BOX

H170



H170mm LED Glass magic box item code				
Nominal length	Item code			The complete set basic components includes
	Soft closing	Rebound	Huggen	
270mm	DBF1.270C1.(A)	DBRF1.270C1.(A)	DBPF1.270C1.(A)	1.Soft closing concealed slide(left/right) with huggen PTO system*
300mm	DBF1.300C1.(A)	DBRF1.300C1.(A)	DBPF1.300C1.(A)	2.LED Glass drawer side Left/Right
350mm	DBF1.350C1.(A)	DBRF1.350C1.(A)	DBPF1.350C1.(A)	3.Front fixing brackets 1*2pcs
400mm	DBF1.400C1.(A)	DBRF1.400C1.(A)	DBPF1.400C1.(A)	4.Clip-on fixing Left/Right
450mm	DBF1.450C1.(A)	DBRF1.450C1.(A)	DBPF1.450C1.(A)	5.Spacer for clip Left/Right
500mm	DBF1.500C1.(A)	DBRF1.500C1.(A)	DBPF1.500C1.(A)	
550mm	DBF1.550C1.(A)	DBRF1.550C1.(A)	DBPF1.550C1.(A)	

Remarks: (A):Color: Matt white (WT) / Dark grey(DG) Patent No.ZL 2017 2 0750286.4

1 Concealed slide Left / Right

Description	Concealed slide-Soft closing	Concealed slide – Rebound	Concealed slide – HUGGEN
	DBE.(A)SL.ZP	DBRE.(A)SL.ZP	DBPE.(A)SL.ZP
	Remarks:(A):Nominal length:270/300/350/400/450/500/550		

2 LED Glass drawer side Left/Right

Description	LED Glass drawer side Left/Right
	DBF.(A) CW1.(B)
	Remarks:(A):Nominal length:270/300/350/400/450/500/550 (B):Color: Matt white (WT) / Dark grey(DG)

3 Front fixing brackets

Description	Front fixing brackets
	DA1102F1.170.(A)
	Remarks:(A):Color: Matt white (WT) / Dark grey(DG)

4 Clip-on fixing Left/Right

Description	Clip-on fixing Left/Right
	CL12E.P3

5 Spacer for clip Left/Right

Description	Spacer for clip Left/Right
	DA1101F.ZP

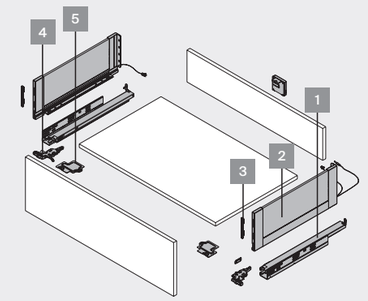

Space required

NL: Nominal length
Note: Net height +3mm when installed with huggen PTO system

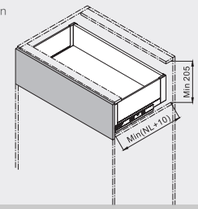

16mm Cutting size

N L: Nominal length
LW: Inner Cabinet Width

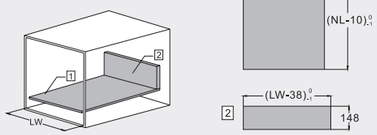

Runner Installation

Same hole pattern for soft closing and push open

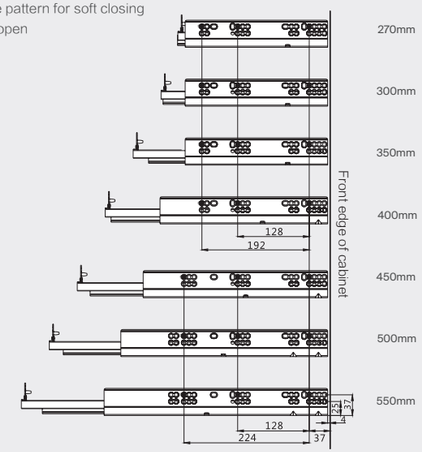

*For more detail of huggen PTO system, see page 091-094

INSTALLATION INSTRUCTION

LED GLASS MAGIC BOX

H=80mm installation instruction

Inside cabinet dimension

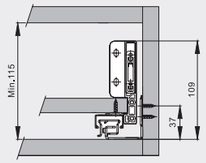

Front panel mounting positions

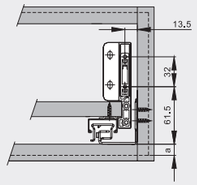

Front fixing brackets positions

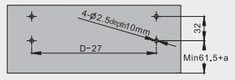

Back panel mounting positions

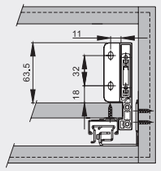

H=120mm installation instruction

Inside cabinet dimension

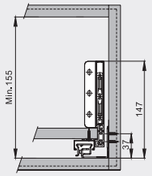

Front panel mounting positions

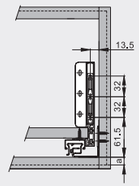

Front fixing brackets positions

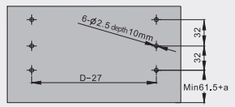

Back panel mounting positions

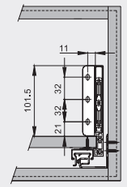

H=170mm installation instruction

Inside cabinet dimension

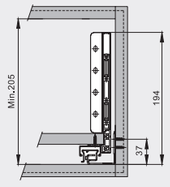

Front panel mounting positions

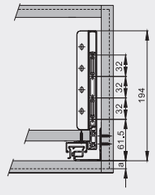

Front fixing brackets positions

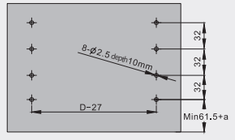

Back panel mounting positions

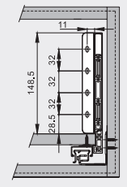

Installation instruction

Front fixing brackets mounting

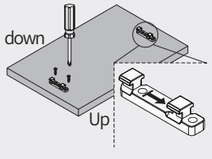

Bottom panel mounting

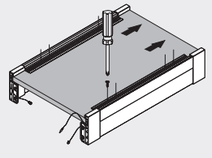

Back panel mounting

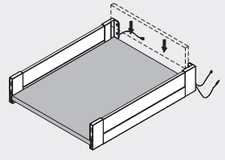

Back panel mounting

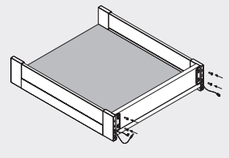

Installation instruction

Spacer installation

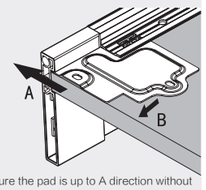

1.Make sure the pad is up to A direction without gap.
2.Make sure the pad is level with the front edge of bottom panel along B direction.

Clip-on fixing mounting

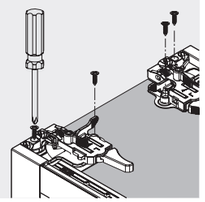

Front panel mounting

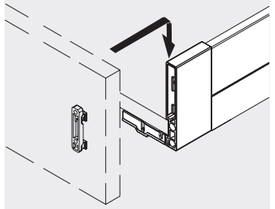

Battery holder installation

Six "AAA" batteries are needed

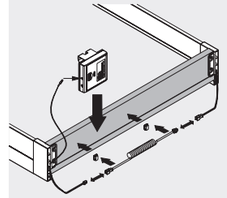

Installation instruction

Battery holder installation

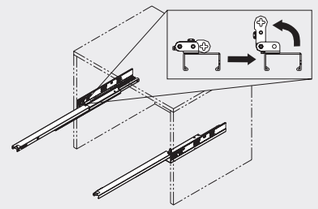

Installation instruction

Position fixing

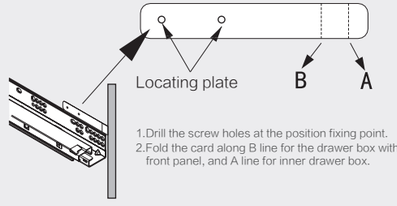

1.Drill the screw holes at the position fixing point.
2.Fold the card along B line for the drawer box with front panel, and A line for inner drawer box.

Sensor fixing

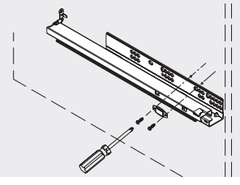

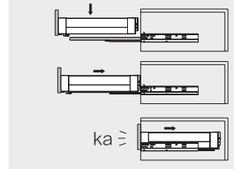

Installation instruction

Drawer adjustment

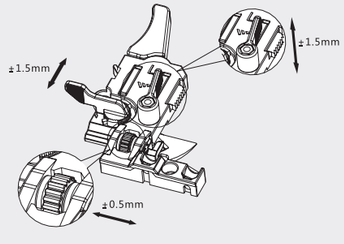

Drawer box disassembly

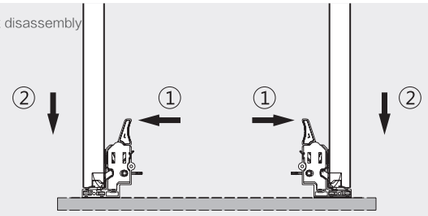



MAGIC BOX -Balance of functional
and beauty

MAGIC BOX

MAGIC BOX

FEATURES

- Fashionable appearance,slow motion,easy assembling
- Optional for Huggen PTO system
- Drawer height 80MM
- Synchronized concealed slide Loading capacity 40KG
- Epoxy coated
- 3D regulations,up and down,left and right,front and back
- Mat:steel



MAGIC BOX

H80



H80mm Glass magic box item code

Nominal length	Front fixing bracket						The complete set basic components includes
	Dowel-Soft closing	Screw-Soft closing	Dowel-Rebound	Screw-Rebound	Dowel-Huggen	Screw-Huggen	
270mm	DBE2.270A.(A)	DBE1.270A.(A)	DBRE2.270A.(A)	DBRE1.270A.(A)	DBPE2.270A.(A)	DBPE1.270A.(A)	1.Soft closing concealed slide(left/right) with huggen PTO system*
300mm	DBE2.300A.(A)	DBE1.300A.(A)	DBRE2.300A.(A)	DBRE1.300A.(A)	DBPE2.300A.(A)	DBPE1.300A.(A)	
350mm	DBE2.350A.(A)	DBE1.350A.(A)	DBRE2.350A.(A)	DBRE1.350A.(A)	DBPE2.350A.(A)	DBPE1.350A.(A)	2.Drawer side Left/Right
400mm	DBE2.400A.(A)	DBE1.400A.(A)	DBRE2.400A.(A)	DBRE1.400A.(A)	DBPE2.400A.(A)	DBPE1.400A.(A)	3.Plastic covers 1*2pcs
450mm	DBE2.450A.(A)	DBE1.450A.(A)	DBRE2.450A.(A)	DBRE1.450A.(A)	DBPE2.450A.(A)	DBPE1.450A.(A)	4.Front fixing brackets 1*2pcs
500mm	DBE2.500A.(A)	DBE1.500A.(A)	DBRE2.500A.(A)	DBRE1.500A.(A)	DBPE2.500A.(A)	DBPE1.500A.(A)	5.Clip-on fixing Left/Right
550mm	DBE2.550A.(A)	DBE1.550A.(A)	DBRE2.550A.(A)	DBRE1.550A.(A)	DBPE2.550A.(A)	DBPE1.550A.(A)	6.Back panel adapters 1*2pcs

Remarks: (A):Color: Matt white (WT) / Dark grey(DG)

1 Concealed slide Left/Right

Description	Concealed slide-Soft closing	Concealed slide – Rebound	Concealed slide – HUGGEN
	DBE.(A)SL.ZP	DBRE.(A)SL.ZP	DBPE.(A)SL.ZP
	Remarks:(A):Nominal length:270/300/350/400/450/500/550		

2 Drawer side Left/Right

Description	Drawer side Left/Right
	DBE.(A) AW.(B)
	Remarks:(A):Nominal length:270/300/350/400/450/500/550 (B):Color: Matt white (WT) / Dark grey (DG)

3 Plastic covers

Description	Plastic covers
	DA1101E1.(A)
	Remarks:(A):Color: Matt white (WT) / Dark grey (DG)

4 Front fixing brackets

Description		Front fixing brackets	
Dowel	Screw	Dowel	Screw
		DA1102E2.ZP	DA1102E1.ZP

5 Clip-on fixing Left/Right

Description	Clip-on fixing Left/Right
	DBE.SL1.GR

6 Back panel adapters

Description	Back panel adapters
	DA1103E1.80.(A)
	Remarks:(A):Color: Matt white (WT) /Dark grey(DG)

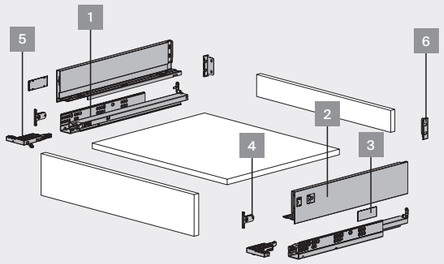

Space required

NL: Nominal length

Note: Net height +3mm when installed with huggen PTO system

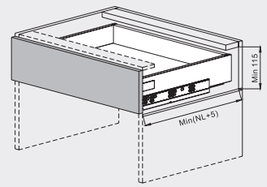

16mm Cutting size

N L: Nominal length

LW:Inner Cabinet Width

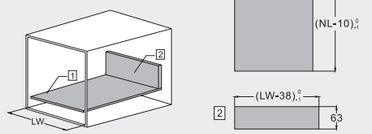

Runner Installation

Same hole pattern for soft closing and push open

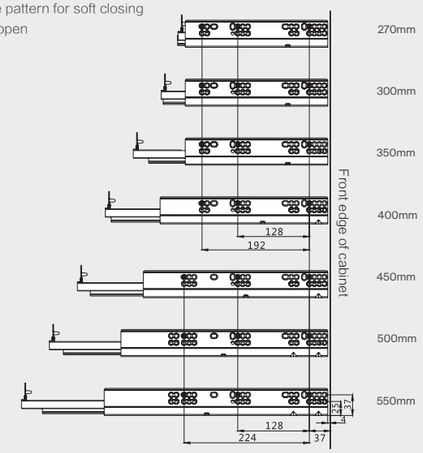

*For more detail of huggen PTO system, see page 091-094

MAGIC BOX

FEATURES

- Fashionable appearance,slow motion,easy assembling
- Optional for Huggen PTO system
- Drawer height 120MM
- Synchronized concealed slide Loading capacity 40KG
- Epoxy coated
- 3D regulations,up and down,left and right,front and back
- Mat:steel



MAGIC BOX

H120



H120mm Magic box item code							
Nominal length	Front fixing bracket						The complete set basic components includes
	Dowel-Soft closing	Screw-Soft closing	Dowel-Rebound	Screw-Rebound	Dowel-Huggen	Screw-Huggen	
270mm	DBE2.270B.(A)	DBE1.270B.(A)	DBRE2.270B.(A)	DBRE1.270B.(A)	DBPE2.270B.(A)	DBPE1.270B.(A)	1.Soft closing concealed slide(left/right) with huggen PTO system*
300mm	DBE2.300B.(A)	DBE1.300B.(A)	DBRE2.300B.(A)	DBRE1.300B.(A)	DBPE2.300B.(A)	DBPE1.300B.(A)	
350mm	DBE2.350B.(A)	DBE1.350B.(A)	DBRE2.350B.(A)	DBRE1.350B.(A)	DBPE2.350B.(A)	DBPE1.350B.(A)	2.Drawer side Left/Right
400mm	DBE2.400B.(A)	DBE1.400B.(A)	DBRE2.400B.(A)	DBRE1.400B.(A)	DBPE2.400B.(A)	DBPE1.400B.(A)	3.Plastic covers 1*2pcs
450mm	DBE2.450B.(A)	DBE1.450B.(A)	DBRE2.450B.(A)	DBRE1.450B.(A)	DBPE2.450B.(A)	DBPE1.450B.(A)	4.Front fixing brackets 1*2pcs
500mm	DBE2.500B.(A)	DBE1.500B.(A)	DBRE2.500B.(A)	DBRE1.500B.(A)	DBPE2.500B.(A)	DBPE1.500B.(A)	5.Clip-on fixing Left/Right
550mm	DBE2.550B.(A)	DBE1.550B.(A)	DBRE2.550B.(A)	DBRE1.550B.(A)	DBPE2.550B.(A)	DBPE1.550B.(A)	6.Back panel adapters 1*2pcs

Remarks: (A):Color: Matt white (WT) / Dark grey(DG)

1 Concealed slide Left/Right

Description	Concealed slide-Soft closing	Concealed slide – Rebound	Concealed slide – HUGGEN
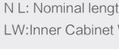	DBE.(A)SL.ZP	DBRE.(A)SL.ZP	DBPE.(A)SL.ZP
	Remarks:(A):Nominal length:270/300/350/400/450/500/550		

2 Drawer side Left/Right

Description	Drawer side Left/Right
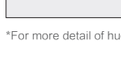	DBE.(A) BW.(B)
	Remarks:(A):Nominal length:270/300/350/400/450/500/550 (B):Color: Matt white(WT)/ Dark grey(DG)

3 Plastic covers

Description	Plastic covers
	DA1101E1.(A)
	Remarks:(A):Color: Matt white(WT)/ Dark grey(DG)

4 Front fixing brackets

Description		Front fixing brackets	
Dowel	Screw	Dowel	Screw
		DA1102E6.ZP	DA1102E5.ZP

5 Clip-on fixing Left/Right

Description	Clip-on fixing Left/Right
	DBE.SL1.GR

6 Back panel adapters

Description	Back panel adapters
	DA1103E1.120.(A)
	Remarks:(A):Color: Matt white(WT)/ Dark grey(DG)

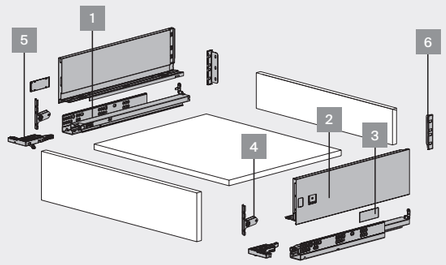

Space required

NL: Nominal length

Note: Net height +3mm when installed with huggen PTO system

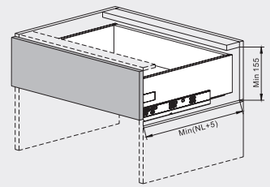

16mm Cutting size

N L: Nominal length

LW:Inner Cabinet Width

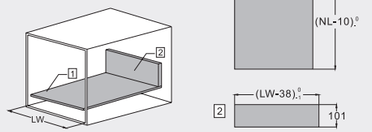

Runner Installation

Same hole pattern for soft closing and push open

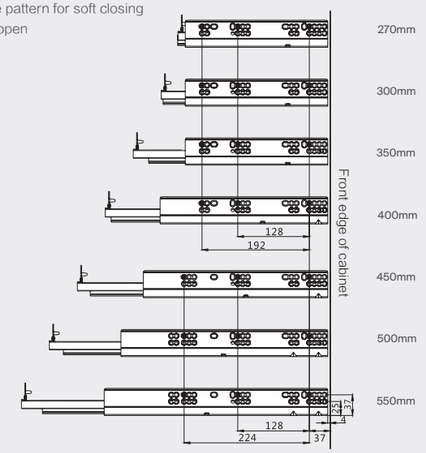

*For more detail of huggen PTO system, see page 091-094

MAGIC BOX

FEATURES

- Fashionable appearance,slow motion,easy assembling
- Optional for Huggen PTO system
- Drawer height 170MM
- Synchronized concealed slide Loading capacity 40KG
- Epoxy coated
- 3D regulations,up and down,left and right,front and back
- Mat:steel



MAGIC BOX

H170



H170mm Magic box item code							
Nominal length	Front fixing bracket						The complete set basic components includes
	Dowel-Soft closing	Screw-Soft closing	Dowel-Rebound	Screw-Rebound	Dowel-Huggen	Screw-Huggen	
270mm	DBE4.270C.(A)	DBE3.270C.(A)	DBRE4.270C.(A)	DBRE3.270C.(A)	DBPE4.270C.(A)	DBPE3.270C.(A)	1.Soft closing concealed slide(left/right) with huggen PTO system*
300mm	DBE4.300C.(A)	DBE3.300C.(A)	DBRE4.300C.(A)	DBRE3.300C.(A)	DBPE4.300C.(A)	DBPE3.300C.(A)	2.Drawer side Left/Right
350mm	DBE4.350C.(A)	DBE3.350C.(A)	DBRE4.350C.(A)	DBRE3.350C.(A)	DBPE4.350C.(A)	DBPE3.350C.(A)	3.Plastic covers 1*2pcs
400mm	DBE4.400C.(A)	DBE3.400C.(A)	DBRE4.400C.(A)	DBRE3.400C.(A)	DBPE4.400C.(A)	DBPE3.400C.(A)	4.Front fixing brackets 1*2pcs
450mm	DBE4.450C.(A)	DBE3.450C.(A)	DBRE4.450C.(A)	DBRE3.450C.(A)	DBPE4.450C.(A)	DBPE3.450C.(A)	5.Clip-on fixing Left/Right
500mm	DBE4.500C.(A)	DBE3.500C.(A)	DBRE4.500C.(A)	DBRE3.500C.(A)	DBPE4.500C.(A)	DBPE3.500C.(A)	6.Back panel adapters 1*2pcs
550mm	DBE4.550C.(A)	DBE3.550C.(A)	DBRE4.550C.(A)	DBRE3.550C.(A)	DBPE4.550C.(A)	DBPE3.550C.(A)	

Remarks: (A):Color: Matt white(WT)/Dark grey(DG)

1 Concealed slide Left/Right

Description	Concealed slide-Soft closing	Concealed slide – Rebound	Concealed slide – HUGGEN
	DBE.(A)SL.ZP	DBRE.(A)SL.ZP	DBPE.(A)SL.ZP
	Remarks:(A):Nominal length:270/300/350/400/450/500/550		

2 Drawer side Left/Right

Description	Drawer side Left/Right
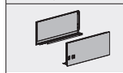	DBE.(A) CW.(B)
	Remarks:(A):Nominal length:270/300/350/400/450/500/550 (B):Color: Matt white(WT)/Dark grey(DG)

3 Plastic covers

Description	Plastic covers
	DA1101E1.(A)
	Remarks:(A):Color: Matt white(WT)/Dark grey(DG)

4 Front fixing brackets

Description		Front fixing brackets	
Dowel	Screw	Dowel	Screw
		DA1102E4.ZP	DA1102E3.ZP

5 Clip-on fixing Left/Right

Description	Clip-on fixing Left/Right
	DBE.SL1.GR

6 Back panel adapters

Description	Back panel adapters
	DA1103E1.170.(*)
	Remarks:(A):Color: Matt white(WT)/Dark grey(DG)

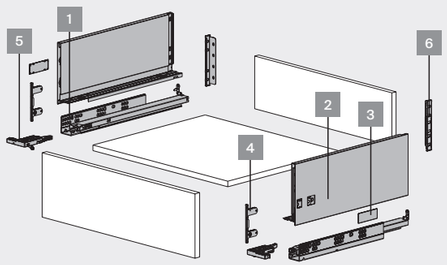

Space required

NL: Nominal length

Note: Net height +3mm when installed with huggen PTO system

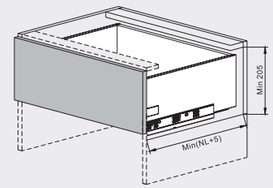

16mm Cutting size

N L: Nominal length

LW:Inner Cabinet Width

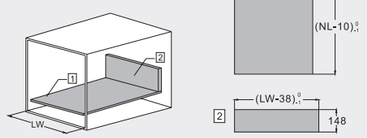

Runner Installation

Same hole pattern for soft closing and push open

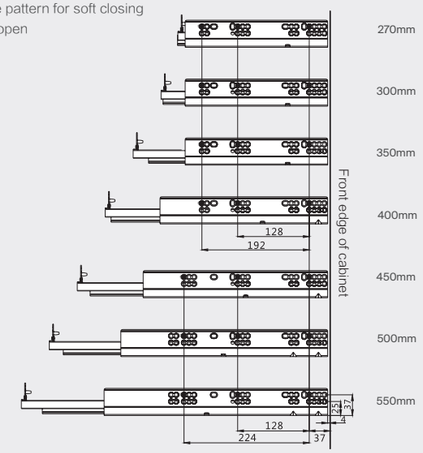

*For more detail of huggen PTO system, see page 091-094

MAGIC BOX

FEATURES

- Fashionable appearance,slow motion,easy assembling
- Optional for Huggen PTO system
- Any height,with square railing
- Synchronized concealed slide Loading capacity 40KG
- Epoxy coated
- 3D regulations,up and down,left and right,front and back
- Mat:steel



MAGIC BOX

H=Any height (with square railing)



Any height Magic box item code(with square railing)							
Nominal length	Front fixing bracket						The complete set basic components includes
	Dowel-Soft closing	Screw-Soft closing	Dowel-Rebound	Screw-Rebound	Dowel-Huggen	Screw-Huggen	
270mm	DBE2.270EC1.(ᴬ)	DBE1.270EC1.(ᴬ)	DBRE2.270EC1.(ᴬ)	DBRE1.270EC1.(ᴬ)	DBPE2.270EC1.(ᴬ)	DBPE1.270EC1.(ᴬ)	1.Soft closing concealed slide(left/right) with huggen PTO system*
300mm	DBE2.300EC1.(ᴬ)	DBE1.300EC1.(ᴬ)	DBRE2.300EC1.(ᴬ)	DBRE1.300EC1.(ᴬ)	DBPE2.300EC1.(ᴬ)	DBPE1.300EC1.(ᴬ)	
350mm	DBE2.350EC1.(ᴬ)	DBE1.350EC1.(ᴬ)	DBRE2.350EC1.(ᴬ)	DBRE1.350EC1.(ᴬ)	DBPE2.350EC1.(ᴬ)	DBPE1.350EC1.(ᴬ)	2.Drawer side Left/Right
400mm	DBE2.400EC1.(ᴬ)	DBE1.400EC1.(ᴬ)	DBRE2.400EC1.(ᴬ)	DBRE1.400EC1.(ᴬ)	DBPE2.400EC1.(ᴬ)	DBPE1.400EC1.(ᴬ)	3.Plastic covers 1*2pcs
450mm	DBE2.450EC1.(ᴬ)	DBE1.450EC1.(ᴬ)	DBRE2.450EC1.(ᴬ)	DBRE1.450EC1.(ᴬ)	DBPE2.450EC1.(ᴬ)	DBPE1.450EC1.(ᴬ)	4.Front fixing brackets 1*2pcs
500mm	DBE2.500EC1.(ᴬ)	DBE1.500EC1.(ᴬ)	DBRE2.500EC1.(ᴬ)	DBRE1.500EC1.(ᴬ)	DBPE2.500EC1.(ᴬ)	DBPE1.500EC1.(ᴬ)	5.Clip-on fixing Left/Right
550mm	DBE2.550EC1.(ᴬ)	DBE1.550EC1.(ᴬ)	DBRE2.550EC1.(ᴬ)	DBRE1.550EC1.(ᴬ)	DBPE2.550EC1.(ᴬ)	DBPE1.550EC1.(ᴬ)	6.Back panel adapters 1*2pcs

Remarks:(ᴬ):Color: Matt white(WT)/ Dark grey(DG)

1 Concealed slide Left/Right

Description	Concealed slide-Soft closing	Concealed slide – Rebound	Concealed slide – HUGGEN
	DBE.(ᴬ)SL.ZP	DBRE.(ᴬ)SL.ZP	DBPE.(ᴬ)SL.ZP
	Remarks:(ᴬ):Nominal length:270/300/350/400/450/500/550		

2 Drawer side Left/Right

Description	Drawer side Left/Right
	DBE.(ᴬ) AW.(ᴮ)
	Remarks:(ᴬ):Nominal length:270/300/350/400/450/500/550 (ᴮ):Color: Matt white(WT)/ Dark grey(DG)

3 Plastic covers

Description	Plastic covers
	DA1101E1.(ᴬ)
	Remarks:(ᴬ):Color: Matt white(WT)/ Dark grey(DG)

4 Front fixing brackets

Description		Front fixing brackets	
Dowel	Screw	Dowel	Screw
		DA1102E2.ZP	DA1102E1.ZP

5 Clip-on fixing Left/Right

Description	Clip-on fixing Left/Right
	DBE.SL1.GR

6 Back panel adapters

Description	Back panel adapters
	DA1103E1.80.(ᴬ)
	(ᴬ):Color: Matt white(WT)/ Dark grey(DG)

7 Square railing Left/Right

Description	Square railing Left/Right
	DA2101E1.(ᴬ) .(ᴮ)
	Remarks:(ᴬ):Nominal length:270/300/350/400/450/500/550 (ᴮ):Color: Matt white(WT)/ Dark grey(DG)

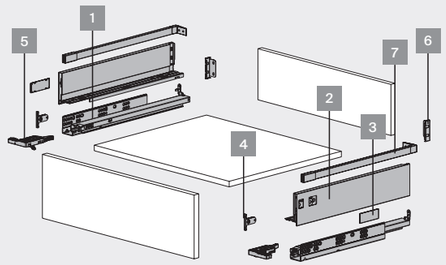

Space required

NL: Nominal length

Note: Net height +3mm when installed with huggen PTO system

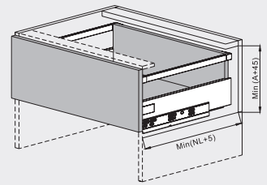

16mm Cutting size

N L: Nominal length

LW:Inner Cabinet Width

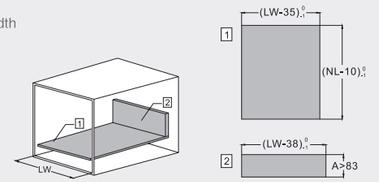

Runner Installation

Same hole pattern for soft closing and push open

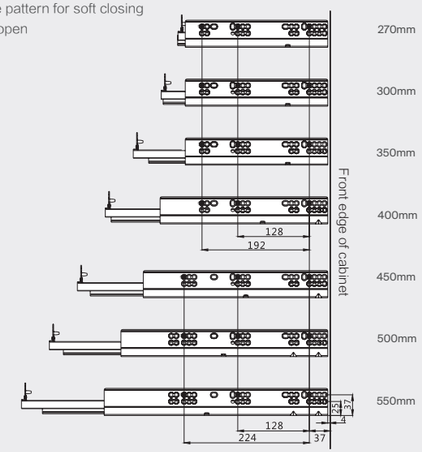

*For more detail of huggen PTO system, see page 091-094

INSTALLATION INSTRUCTION

MAGIC BOX

H=80mm installation instruction

Inside cabinet dimension

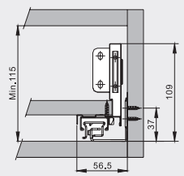

Front panel mounting positions

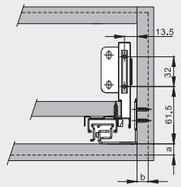

Front fixing brackets positions

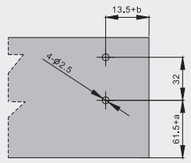

Back panel mounting positions

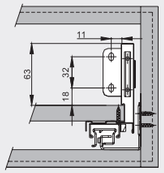

H=120mm installation instruction

Inside cabinet dimension

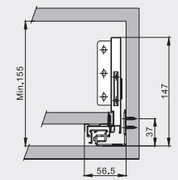

Front panel mounting positions

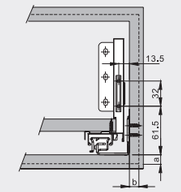

Front fixing brackets positions

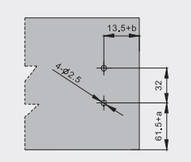

Back panel mounting positions

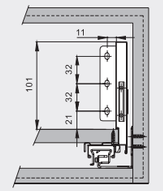

H=170mm installation instruction

Inside cabinet dimension

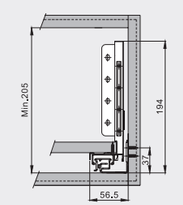

Front panel mounting positions

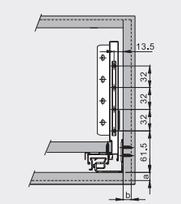

Front fixing brackets positions

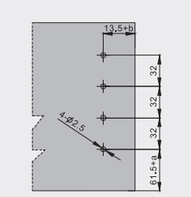

Back panel mounting positions

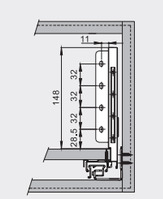

H=Any height installation instruction

Inside cabinet dimension

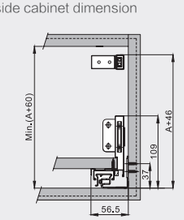

Front panel mounting positions

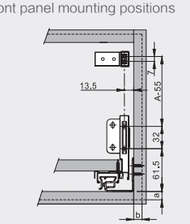

Front fixing brackets positions

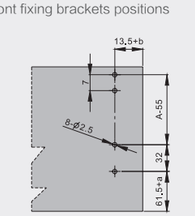

Back panel mounting positions

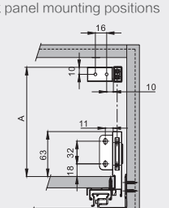

Installation instruction

Back panel adapter mounting

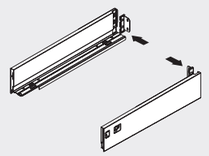

Bottom panel mounting

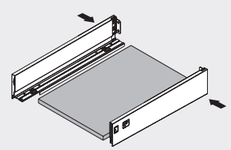

Back panel mounting

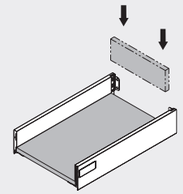

Installation instruction

Front fixing brackets mounting

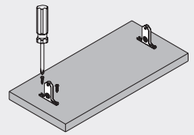

Front fixing brackets mounting of square railing

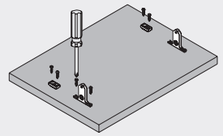

Installation instruction

Front panel mounting

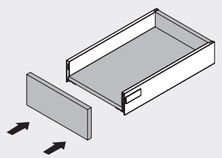

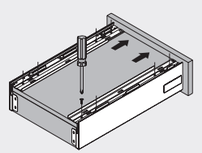

Clip-on fixing mounting

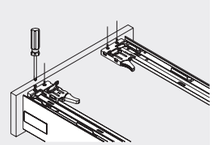

Installation instruction

Drawer mounting

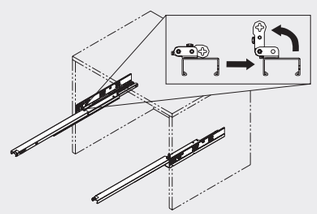

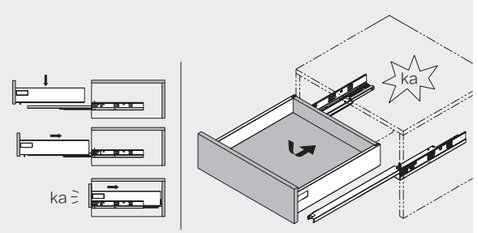

INSTALLATION INSTRUCTION

MAGIC BOX

Installation instruction

Front panel height adjustment: ± 2mm

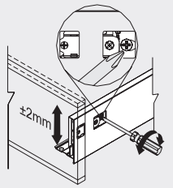

Front panel side adjustment: ± 1.5mm

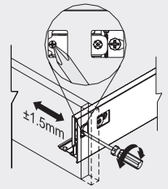

Installation instruction

Adjustment of front panel：± 1.5mm

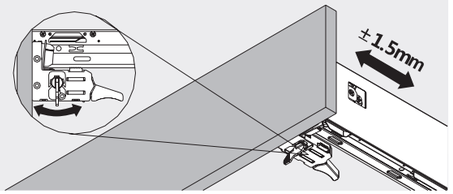

Installation instruction

Front panel disassembly

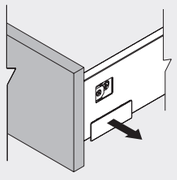

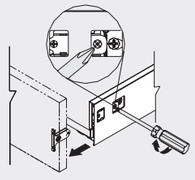

Installation instruction

Drawer box disassembly

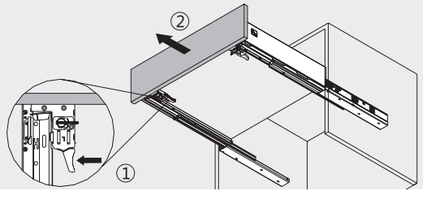

Installation instruction

Front fixing brackets mounting

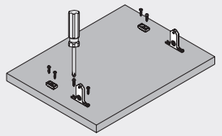

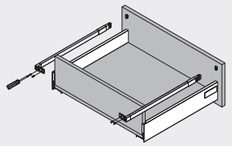

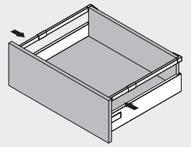

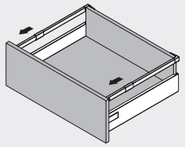

Installation instruction

Adjustment of square railing

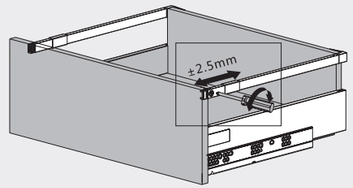



REGIC BOX -The unique charm of the space master

REGIC BOX

REGIC BOX

FEATURES

- Fashionable appearance,slow motion,easy assembling
- Optional for Huggen PTO system
- Drawer height 80MM
- Synchronized concealed slide Loading capacity 30KG
- Epoxy coated
- Up and down,left and right,4 dimensional adjustment
- Mat:steel



REGIC BOX

H80



H=80mm Regic box item code

Nominal length	Front fixing bracket						The complete set basic components includes
	Dowel-Soft closing	Screw-Soft closing	Dowel-Rebound	Screw-Rebound	Dowel-Huggen	Screw-Huggen	
270mm	DBEE2.270A1.(A)	DBEE1.270A1.(A)	DBREE2.270A1.(A)	DBREE1.270A1.(A)	DBPEE2.270A1.(A)	DBPEE1.270A1.(A)	1.Soft closing concealed slide(left/right) with huggen PTO system*
300mm	DBEE2.300A1.(A)	DBEE1.300A1.(A)	DBREE2.300A1.(A)	DBREE1.300A1.(A)	DBPEE2.300A1.(A)	DBPEE1.300A1.(A)	
350mm	DBEE2.350A1.(A)	DBEE1.350A1.(A)	DBREE2.350A1.(A)	DBREE1.350A1.(A)	DBPEE2.350A1.(A)	DBPEE1.350A1.(A)	2.Drawer side Left/Right
400mm	DBEE2.400A1.(A)	DBEE1.400A1.(A)	DBREE2.400A1.(A)	DBREE1.400A1.(A)	DBPEE2.400A1.(A)	DBPEE1.400A1.(A)	3.Plastic covers 1*2pcs
450mm	DBEE2.450A1.(A)	DBEE1.450A1.(A)	DBREE2.450A1.(A)	DBREE1.450A1.(A)	DBPEE2.450A1.(A)	DBPEE1.450A1.(A)	4.Front fixing brackets 1*2pcs
500mm	DBEE2.500A1.(A)	DBEE1.500A1.(A)	DBREE2.500A1.(A)	DBREE1.500A1.(A)	DBPEE2.500A1.(A)	DBPEE1.500A1.(A)	5.Back panel adapters 1*2pcs
550mm	DBEE2.550A1.(A)	DBEE1.550A1.(A)	DBREE2.550A1.(A)	DBREE1.550A1.(A)	DBPEE2.550A1.(A)	DBPEE1.550A1.(A)	

Remarks: (A):Color: Matt white(WT)/ Dark grey(DG)

1 Concealed slide Left/Right

Description	Concealed slide-Soft closing	Concealed slide – Rebound	Concealed slide – HUGGEN
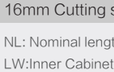	DBEE.(A)SL1.ZP	DBREE.(A)SL1.ZP	DBPEE.(A)SL1.ZP
	Remarks:(A):Nominal length:270/300/350/400/450/500/550		

2 Drawer side Left/Right

Description	Drawer side Left/Right
	DBEE.(A) AW.(B)
	Remarks:(A):Nominal length:270/300/350/400/450/500/550 (B):Color: Matt white(WT)/Dark grey(DG)

3 Plastic covers

Description	Plastic covers
	DA1101E1.(A)
	Remarks:(A):Color: Matt white(WT)/Dark grey(DG)

4 Front fixing brackets

Description		Front fixing brackets	
Dowel	Screw	Dowel	Screw
		DA1102E2.ZP	DA1102E1.ZP

5 Back panel adapters

Description	Back panel adapters
	DA1103E1.80.(A)
	Remarks:(A):Color: Matt white(WT)/Dark grey(DG)

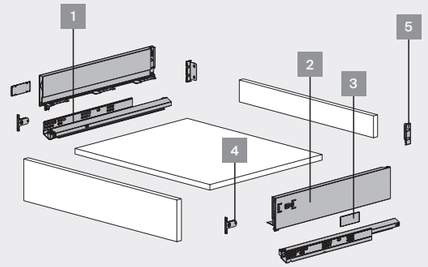

Space required

NL: Nominal length

Note: Net height +3mm when installed with huggen PTO system

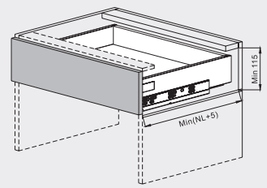

16mm Cutting size

NL: Nominal length

LW:Inner Cabinet Width

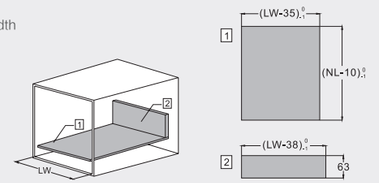

Runner Installation

Same hole pattern for soft closing and push open

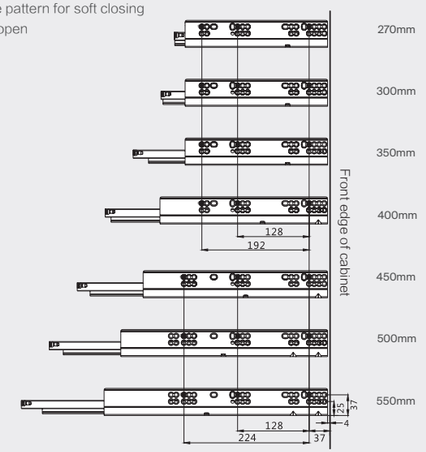

*For more detail of huggen PTO system, see page 091~094

REGIC BOX

FEATURES

- Fashionable appearance,slow motion,easy assembling
- Optional for Huggen PTO system
- Drawer height 120MM
- Synchronized concealed slide Loading capacity 30KG
- Epoxy coated
- Up and down,left and right,4 dimensional adjustment
- Mat:steel



REGIC BOX

H120



H=120mm Regic box item code

Nominal length	Front fixing bracket						The complete set basic components includes
	Dowel-Soft closing	Screw-Soft closing	Dowel-Rebound	Screw-Rebound	Dowel-Huggen	Screw-Huggen	
270mm	DBEE2.270B1.(A)	DBEE1.270B1.(A)	DBREE2.270B1.(A)	DBREE1.270B1.(A)	DBPEE2.270B1.(A)	DBPEE1.270B1.(A)	1.Soft closing concealed slide(left/right) with huggen PTO system*
300mm	DBEE2.300B1.(A)	DBEE1.300B1.(A)	DBREE2.300B1.(A)	DBREE1.300B1.(A)	DBPEE2.300B1.(A)	DBPEE1.300B1.(A)	
350mm	DBEE2.350B1.(A)	DBEE1.350B1.(A)	DBREE2.350B1.(A)	DBREE1.350B1.(A)	DBPEE2.350B1.(A)	DBPEE1.350B1.(A)	2.Drawer side Left/Right
400mm	DBEE2.400B1.(A)	DBEE1.400B1.(A)	DBREE2.400B1.(A)	DBREE1.400B1.(A)	DBPEE2.400B1.(A)	DBPEE1.400B1.(A)	3.Plastic covers 1*2pcs
450mm	DBEE2.450B1.(A)	DBEE1.450B1.(A)	DBREE2.450B1.(A)	DBREE1.450B1.(A)	DBPEE2.450B1.(A)	DBPEE1.450B1.(A)	4.Front fixing brackets 1*2pcs
500mm	DBEE2.500B1.(A)	DBEE1.500B1.(A)	DBREE2.500B1.(A)	DBREE1.500B1.(A)	DBPEE2.500B1.(A)	DBPEE1.500B1.(A)	5.Back panel adapters 1*2pcs
550mm	DBEE2.550B1.(A)	DBEE1.550B1.(A)	DBREE2.550B1.(A)	DBREE1.550B1.(A)	DBPEE2.550B1.(A)	DBPEE1.550B1.(A)	

Remarks: (A):Color: Matt white(WT)/Dark grey(DG)

1 Concealed slide Left/Right

Description	Concealed slide-Soft closing	Concealed slide – Rebound	Concealed slide – HUGGEN
	DBEE.(A)SL1.ZP	DBREE.(A)SL1.ZP	DBPEE.(A)SL1.ZP
	Remarks:(A):Nominal length:270/300/350/400/450/500/550		

2 Drawer side Left/Right

Description	Drawer side Left/Right
	DBEE.(A) BW.(B)
	Remarks:(A):Nominal length:270/300/350/400/450/500/550 (B):Color: Matt white(WT)/Dark grey(DG)

3 Plastic covers

Description	Plastic covers
	DA1101E1.(A)
	Remarks:(A):Color: Matt white(WT)/Dark grey(DG)

4 Front fixing brackets

Description		Front fixing brackets	
Dowel	Screw	Dowel	Screw
		DA1102E6.ZP	DA1102E5.ZP

5 Back panel adapters

Description	Back panel adapters
	DA1103E1.120.(A)
	Remarks:(A):Color: Matt white(WT)/Dark grey(DG)

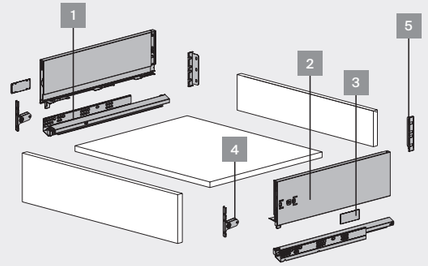

Space required

NL: Nominal length
Note: Net height +3mm when installed with huggen PTO system

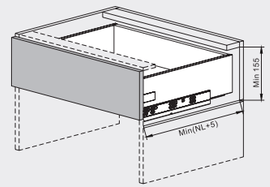

16mm Cutting size

NL: Nominal length
LW:Inner Cabinet Width

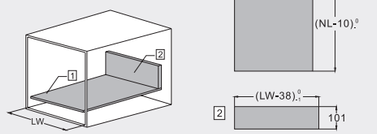

Runner Installation

Same hole pattern for soft closing and push open

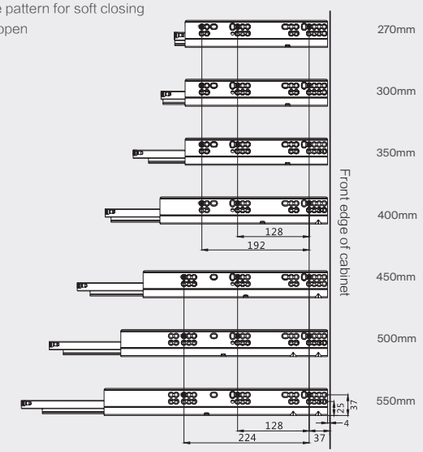

*For more detail of huggen PTO system, see page 091~094

REGIC BOX

FEATURES

- Fashionable appearance,slow motion,easy assembling
- Optional for Huggen PTO system
- Drawer height 170MM
- Synchronized concealed slide Loading capacity 30KG
- Epoxy coated
- Up and down,left and right,4 dimensional adjustment
- Mat:steel



REGIC BOX

H170



H=170mm Regic box item code

Nominal length	Front fixing bracket						The complete set basic components includes
	Dowel-Soft closing	Screw-Soft closing	Dowel-Rebound	Screw-Rebound	Dowel-Huggen	Screw-Huggen	
270mm	DBEE2.270C1.(A)	DBEE1.270C1.(A)	DBREE2.270C1.(A)	DBREE1.270C1.(A)	DBPEE2.270C1.(A)	DBPEE1.270C1.(A)	1.Soft closing concealed slide(left/right) with huggen PTO system*
300mm	DBEE2.300C1.(A)	DBEE1.300C1.(A)	DBREE2.300C1.(A)	DBREE1.300C1.(A)	DBPEE2.300C1.(A)	DBPEE1.300C1.(A)	
350mm	DBEE2.350C1.(A)	DBEE1.350C1.(A)	DBREE2.350C1.(A)	DBREE1.350C1.(A)	DBPEE2.350C1.(A)	DBPEE1.350C1.(A)	2.Drawer side Left/Right
400mm	DBEE2.400C1.(A)	DBEE1.400C1.(A)	DBREE2.400C1.(A)	DBREE1.400C1.(A)	DBPEE2.400C1.(A)	DBPEE1.400C1.(A)	3.Plastic covers 1*2pcs
450mm	DBEE2.450C1.(A)	DBEE1.450C1.(A)	DBREE2.450C1.(A)	DBREE1.450C1.(A)	DBPEE2.450C1.(A)	DBPEE1.450C1.(A)	4.Front fixing brackets 1*2pcs
500mm	DBEE2.500C1.(A)	DBEE1.500C1.(A)	DBREE2.500C1.(A)	DBREE1.500C1.(A)	DBPEE2.500C1.(A)	DBPEE1.500C1.(A)	5.Back panel adapters 1*2pcs
550mm	DBEE2.550C1.(A)	DBEE1.550C1.(A)	DBREE2.550C1.(A)	DBREE1.550C1.(A)	DBPEE2.550C1.(A)	DBPEE1.550C1.(A)	

Remarks: (A):Color: Matt white(WT)/ Dark grey(DG)

1 Concealed slide Left/Right

Description	Concealed slide-Soft closing	Concealed slide – Rebound	Concealed slide – HUGGEN
	DBEE.(A)SL1.ZP	DBREE.(A)SL1.ZP	DBPEE.(A)SL1.ZP
	Remarks:(A):Nominal length:270/300/350/400/450/500/550		

2 Drawer side Left/Right

Description	Drawer side Left/Right
	DBEE.(A) CW.(B)
	Remarks:(A):Nominal length:270/300/350/400/450/500/550 (B):Color: Matt white(WT)/ Dark grey(DG)

3 Plastic covers

Description	Plastic covers
	DA1101E1.(A)
	Remarks:(A):Color: Matt white(WT)/ Dark grey(DG)

4 Front fixing brackets

Description		Front fixing brackets	
Dowel	Screw	Dowel	Screw
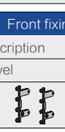	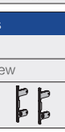	DA1102E4.ZP	DA1102E3.ZP

5 Back panel adapters

Description	Back panel adapters
	DA1103E1.170.(*)
	Remarks:(A):Color: Matt white(WT)/ Dark grey(DG)

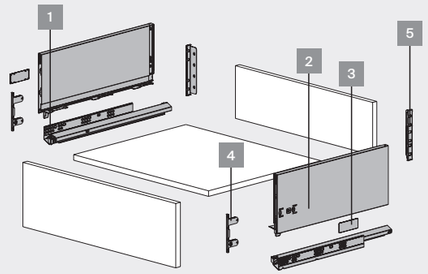

Space required

NL: Nominal length
Note: Net height +3mm when installed with huggen PTO system

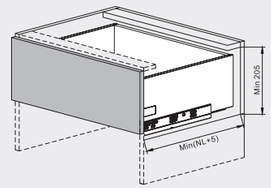

16mm Cutting size

NL: Nominal length
LW:Inner Cabinet Width

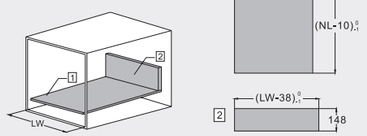

Runner Installation

Same hole pattern for soft closing and push open

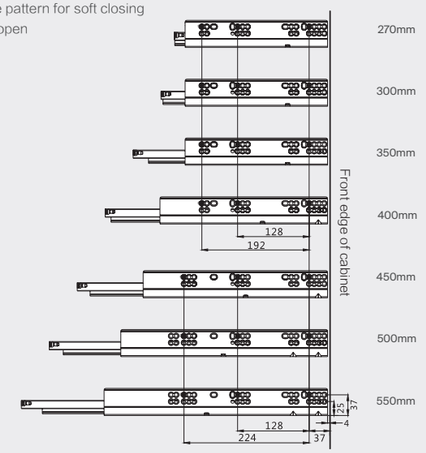

*For more detail of huggen PTO system, see page 091~094

REGIC BOX

FEATURES

- Fashionable appearance,slow motion,easy assembling
- Optional for Huggen PTO system
- Any height,with square railing
- Synchronized concealed slide Loading capacity 30KG
- Epoxy coated
- Up and down,left and right,4 dimensional adjustment
- Mat:steel



REGIC BOX

H=Any height(With square railing)



Any height Regil box item code(with square railing)							
Nominal length	Front fixing bracket						The complete set basic components includes
	Dowel-Soft closing	Screw-Soft closing	Dowel-Rebound	Screw-Rebound	Dowel-Huggen	Screw-Huggen	
270mm	DBEE2.270EC1.(ᴬ)	DBEE1.270EC1.(ᴬ)	DBREE2.270EC1.(ᴬ)	DBREE1.270EC1.(ᴬ)	DBPEE2.270EC1.(ᴬ)	DBPEE1.270EC1.(ᴬ)	1.Soft closing concealed slide(left/right) with
300mm	DBEE2.300EC1.(ᴬ)	DBEE1.300EC1.(ᴬ)	DBREE2.300EC1.(ᴬ)	DBREE1.300EC1.(ᴬ)	DBPEE2.300EC1.(ᴬ)	DBPEE1.300EC1.(ᴬ)	huggen PTO system*
350mm	DBEE2.350EC1.(ᴬ)	DBEE1.350EC1.(ᴬ)	DBREE2.350EC1.(ᴬ)	DBREE1.350EC1.(ᴬ)	DBPEE2.350EC1.(ᴬ)	DBPEE1.350EC1.(ᴬ)	2.Drawer side Left/Right
400mm	DBEE2.400EC1.(ᴬ)	DBEE1.400EC1.(ᴬ)	DBREE2.400EC1.(ᴬ)	DBREE1.400EC1.(ᴬ)	DBPEE2.400EC1.(ᴬ)	DBPEE1.400EC1.(ᴬ)	3.Plastic covers 1*2pcs
450mm	DBEE2.450EC1.(ᴬ)	DBEE1.450EC1.(ᴬ)	DBREE2.450EC1.(ᴬ)	DBREE1.450EC1.(ᴬ)	DBPEE2.450EC1.(ᴬ)	DBPEE1.450EC1.(ᴬ)	4.Front fixing brackets 1*2pcs
500mm	DBEE2.500EC1.(ᴬ)	DBEE1.500EC1.(ᴬ)	DBREE2.500EC1.(ᴬ)	DBREE1.500EC1.(ᴬ)	DBPEE2.500EC1.(ᴬ)	DBPEE1.500EC1.(ᴬ)	5.Back panel adapters 1*2pcs
550mm	DBEE2.550EC1.(ᴬ)	DBEE1.550EC1.(ᴬ)	DBREE2.550EC1.(ᴬ)	DBREE1.550EC1.(ᴬ)	DBPEE2.550EC1.(ᴬ)	DBPEE1.550EC1.(ᴬ)	6.Square railing Left/Right

Remarks: (ᴬ):Color: Matt white(WT)/ Dark grey(DG)

1 Concealed slide Left/Right

Description	Concealed slide-Soft closing	Concealed slide – Rebound	Concealed slide – HUGGEN
	DBEE.(ᴬ)SL1.ZP	DBREE.(ᴬ)SL1.ZP	DBPEE.(ᴬ)SL1.ZP
	Remarks:(ᴬ):Nominal length:270/300/350/400/450/500/550		

2 Drawer side Left/Right

Description	Drawer side Left/Right
	DBE.(ᴬ) AW.(ᴮ)
	Remarks:(ᴬ):Nominal length:270/300/350/400/450/500/550 (ᴮ):Color: Matt white(WT)/ Dark grey(DG)

3 Plastic covers

Description	Plastic covers
	DA1101E1.(ᴬ)
	Remarks:(ᴬ):Color: Matt white(WT)/Dark grey(DG)

4 Front fixing brackets

Description		Front fixing brackets	
Dowel	Screw	Dowel	Screw
		DA1102E2.ZP	DA1102E1.ZP

5 Back panel adapters

Description	Back panel adapters
	DA1103E1.80.(ᴬ)
	Remarks:(ᴬ):Color: Matt white(WT)/ Dark grey(DG)

6 Square railing Left/Right

Description	Square railing Left/Right
	DA2101E1.(ᴬ) .(ᴮ)
	Remarks:(ᴬ):Nominal length:270/300/350/400/450/500/550 (ᴮ):Color: Matt white(WT)/ Dark grey(DG)

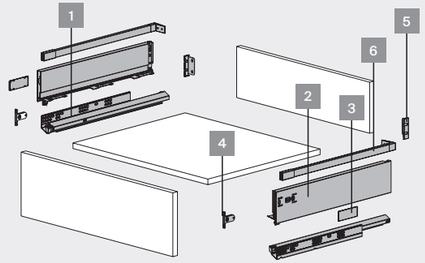

Space required

NL: Nominal length

Note: Net height +3mm when installed with huggen PTO system

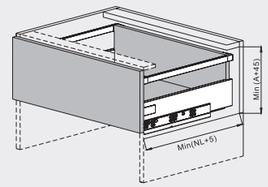

16mm Cutting size

NL: Nominal length

LW:Inner Cabinet Width

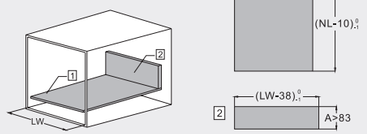

Runner Installation

Same hole pattern for soft closing and push open

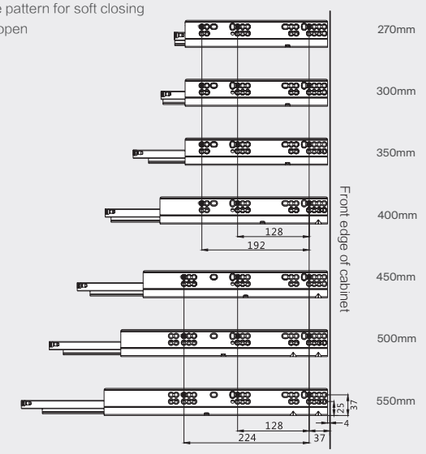

*For more detail of huggen PTO system, see page 091-094

REGIC BOX PRO

FEATURES

- Fashionable appearance,slow motion,easy assembling
- Optional for Huggen PTO system
- Drawer height 80MM
- Synchronized concealed slide Loading capacity 30KG
- Epoxy coated
- Up and down,left and right,4 dimensional adjustment
- tilt adjustment 2mm
- Mat:steel



REGIC BOX PRO

H80



H=80mm Regic box pro item code							
Nominal length	Front fixing bracket						The complete set basic components includes
	Dowel-Soft closing	Screw-Soft closing	Dowel-Rebound	Screw-Rebound	Dowel-Huggen	Screw-Huggen	
270mm	DBTE2.270A1.(A)	DBTE1.270A1.(A)	DBRTE2.270A1.(A)	DBRTE1.270A1.(A)	DBPTE2.270A1.(A)	DBPTE1.270A1.(A)	1.Soft closing concealed slide(left/right) with huggen PTO system*
300mm	DBTE2.300A1.(A)	DBTE1.300A1.(A)	DBRTE2.300A1.(A)	DBRTE1.300A1.(A)	DBPTE2.300A1.(A)	DBPTE1.300A1.(A)	2.Drawer side Left/Right
350mm	DBTE2.350A1.(A)	DBTE1.350A1.(A)	DBRTE2.350A1.(A)	DBRTE1.350A1.(A)	DBPTE2.350A1.(A)	DBPTE1.350A1.(A)	3.Plastic covers 1*2pcs
400mm	DBTE2.400A1.(A)	DBTE1.400A1.(A)	DBRTE2.400A1.(A)	DBRTE1.400A1.(A)	DBPTE2.400A1.(A)	DBPTE1.400A1.(A)	4.Front fixing brackets 1*2pcs
450mm	DBTE2.450A1.(A)	DBTE1.450A1.(A)	DBRTE2.450A1.(A)	DBRTE1.450A1.(A)	DBPTE2.450A1.(A)	DBPTE1.450A1.(A)	5.Back panel adapters 1*2pcs
500mm	DBTE2.500A1.(A)	DBTE1.500A1.(A)	DBRTE2.500A1.(A)	DBRTE1.500A1.(A)	DBPTE2.500A1.(A)	DBPTE1.500A1.(A)	
550mm	DBTE2.550A1.(A)	DBTE1.550A1.(A)	DBRTE2.550A1.(A)	DBRTE1.550A1.(A)	DBPTE2.550A1.(A)	DBPTE1.550A1.(A)	

Remarks: (A):Color: Matt white(WT)/ Dark grey(DG)

1 Concealed slide Left/Right

Description	Concealed slide-Soft closing	Concealed slide – Rebound	Concealed slide – HUGGEN
	DBEE.(A)SL1.ZP	DBREE.(A)SL1.ZP	DBPEE.(A)SL1.ZP
	Remarks:(A):Nominal length:270/300/350/400/450/500/550		

2 Drawer side Left/Right

Description	Drawer side Left/Right
	DBTE.(A) AW.(B)
	Remarks:(A):Nominal length:270/300/350/400/450/500/550 (B):Color: Matt white(WT)/Dark grey(DG)

3 Plastic covers

Description	Plastic covers
	DA1101E1.(A)
	Remarks:(A):Color: Matt white(WT)/Dark grey(DG)

4 Front fixing brackets

Description		Front fixing brackets	
Dowel	Screw	Dowel	Screw
		DA1102E2.ZP	DA1102E1.ZP

5 Back panel adapters

Description	Back panel adapters
	DA1103E1.80.(A)
	Remarks:(A):Color: Matt white(WT)/Dark grey(DG)

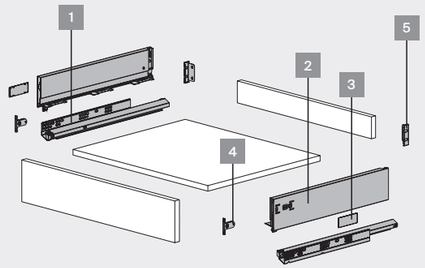

Space required

NL: Nominal length

Note: Net height +3mm when installed with huggen PTO system

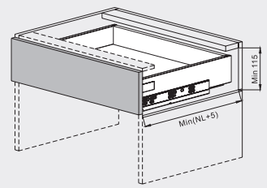

16mm Cutting size

NL: Nominal length

LW:Inner Cabinet Width

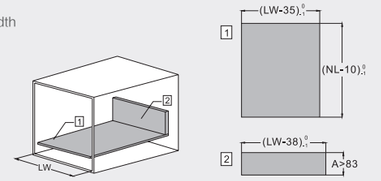

Runner Installation

Same hole pattern for soft closing and push open

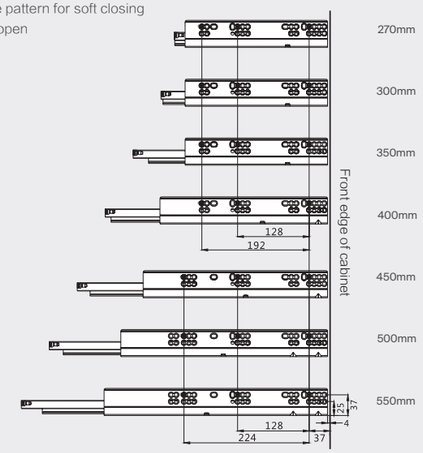

*For more detail of huggen PTO system, see page 091~094

REGIC BOX PRO

FEATURES

- Fashionable appearance,slow motion,easy assembling
- Optional for Huggen PTO system
- Drawer height 120MM
- Synchronized concealed slide Loading capacity 30KG
- Epoxy coated
- Up and down,left and right,4 dimensional adjustment
- tilt adjustment 2mm
- Mat:steel



REGIC BOX PRO

H120

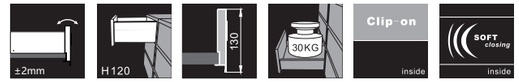

H=120mm Regic box pro item code

Nominal length	Front fixing bracket						The complete set basic components includes
	Dowel-Soft closing	Screw-Soft closing	Dowel-Rebound	Screw-Rebound	Dowel-Huggen	Screw-Huggen	
270mm	DBTE2.270B1.(A)	DBTE1.270B1.(A)	DBRTE2.270B1.(A)	DBRTE1.270B1.(A)	DBPTE2.270B1.(A)	DBPTE1.270B1.(A)	1.Soft closing concealed slide(left/right) with huggen PTO system*
300mm	DBTE2.300B1.(A)	DBTE1.300B1.(A)	DBRTE2.300B1.(A)	DBRTE1.300B1.(A)	DBPTE2.300B1.(A)	DBPTE1.300B1.(A)	
350mm	DBTE2.350B1.(A)	DBTE1.350B1.(A)	DBRTE2.350B1.(A)	DBRTE1.350B1.(A)	DBPTE2.350B1.(A)	DBPTE1.350B1.(A)	2.Drawer side Left/Right
400mm	DBTE2.400B1.(A)	DBTE1.400B1.(A)	DBRTE2.400B1.(A)	DBRTE1.400B1.(A)	DBPTE2.400B1.(A)	DBPTE1.400B1.(A)	3.Plastic covers 1*2pcs
450mm	DBTE2.450B1.(A)	DBTE1.450B1.(A)	DBRTE2.450B1.(A)	DBRTE1.450B1.(A)	DBPTE2.450B1.(A)	DBPTE1.450B1.(A)	4.Front fixing brackets 1*2pcs
500mm	DBTE2.500B1.(A)	DBTE1.500B1.(A)	DBRTE2.500B1.(A)	DBRTE1.500B1.(A)	DBPTE2.500B1.(A)	DBPTE1.500B1.(A)	5.Back panel adapters 1*2pcs
550mm	DBTE2.550B1.(A)	DBTE1.550B1.(A)	DBRTE2.550B1.(A)	DBRTE1.550B1.(A)	DBPTE2.550B1.(A)	DBPTE1.550B1.(A)	

Remarks: (A):Color: Matt white(WT)/Dark grey(DG)

1 Concealed slide Left/Right

Description	Concealed slide-Soft closing	Concealed slide – Rebound	Concealed slide – HUGGEN
	DBEE.(A)SL1.ZP	DBREE.(A)SL1.ZP	DBPEE.(A)SL1.ZP
	Remarks:(A):Nominal length:270/300/350/400/450/500/550		

2 Drawer side Left/Right

Description	Drawer side Left/Right
	DBTE.(A) BW.(B)
	Remarks:(A):Nominal length:270/300/350/400/450/500/550 (B):Color: Matt white(WT)/Dark grey(DG)

3 Plastic covers

Description	Plastic covers
	DA1101E1.(A)
	Remarks:(A):Color: Matt white(WT)/Dark grey(DG)

4 Front fixing brackets

Description		Front fixing brackets	
Dowel	Screw	Dowel	Screw
		DA1102E6.ZP	DA1102E5.ZP

5 Back panel adapters

Description	Back panel adapters
	DA1103E1.120.(A)
	Remarks:(A):Color: Matt white(WT)/Dark grey(DG)

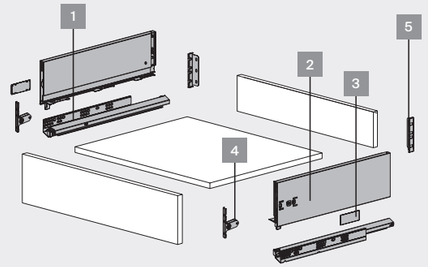

Space required

NL: Nominal length
Note: Net height +3mm when installed with huggen PTO system

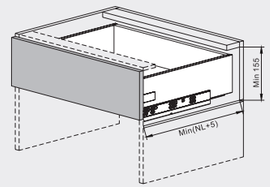

16mm Cutting size

NL: Nominal length
LW:Inner Cabinet Width

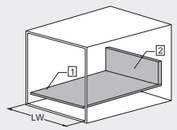

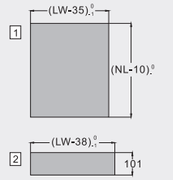

Runner Installation

Same hole pattern for soft closing and push open

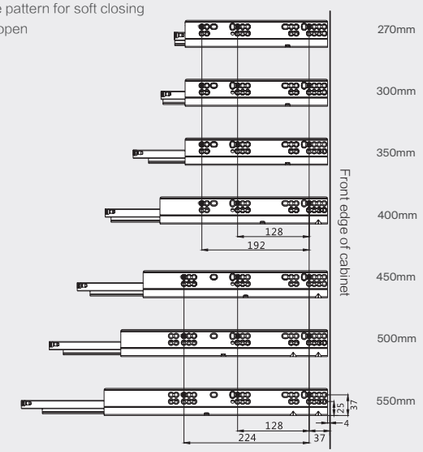

*For more detail of huggen PTO system, see page 091~094

REGIC BOX PRO

FEATURES

- Fashionable appearance,slow motion,easy assembling
- Optional for Huggen PTO system
- Drawer height 170MM
- Synchronized concealed slide Loading capacity 30KG
- Epoxy coated
- Up and down,left and right,4 dimensional adjustment
- tilt adjustment 2mm
- Mat:steel



REGIC BOX PRO

H170



H=170mm Regic box pro item code

Nominal length	Front fixing bracket						The complete set basic components includes
	Dowel-Soft closing	Screw-Soft closing	Dowel-Rebound	Screw-Rebound	Dowel-Huggen	Screw-Huggen	
270mm	DBTE2.270C1.(A)	DBTE1.270C1.(A)	DBRTE2.270C1.(A)	DBRTE1.270C1.(A)	DBPTE2.270C1.(A)	DBPTE1.270C1.(A)	1.Soft closing concealed slide(left/right) with huggen PTO system*
300mm	DBTE2.300C1.(A)	DBTE1.300C1.(A)	DBRTE2.300C1.(A)	DBRTE1.300C1.(A)	DBPTE2.300C1.(A)	DBPTE1.300C1.(A)	
350mm	DBTE2.350C1.(A)	DBTE1.350C1.(A)	DBRTE2.350C1.(A)	DBRTE1.350C1.(A)	DBPTE2.350C1.(A)	DBPTE1.350C1.(A)	2.Drawer side Left/Right
400mm	DBTE2.400C1.(A)	DBTE1.400C1.(A)	DBRTE2.400C1.(A)	DBRTE1.400C1.(A)	DBPTE2.400C1.(A)	DBPTE1.400C1.(A)	3.Plastic covers 1*2pcs
450mm	DBTE2.450C1.(A)	DBTE1.450C1.(A)	DBRTE2.450C1.(A)	DBRTE1.450C1.(A)	DBPTE2.450C1.(A)	DBPTE1.450C1.(A)	4.Front fixing brackets 1*2pcs
500mm	DBTE2.500C1.(A)	DBTE1.500C1.(A)	DBRTE2.500C1.(A)	DBRTE1.500C1.(A)	DBPTE2.500C1.(A)	DBPTE1.500C1.(A)	5.Back panel adapters 1*2pcs
550mm	DBTE2.550C1.(A)	DBTE1.550C1.(A)	DBRTE2.550C1.(A)	DBRTE1.550C1.(A)	DBPTE2.550C1.(A)	DBPTE1.550C1.(A)	

Remarks: (A):Color: Matt white(WT)/ Dark grey(DG)

1 Concealed slide Left/Right

Description	Concealed slide-Soft closing	Concealed slide – Rebound	Concealed slide – HUGGEN
	DBEE.(A)SL1.ZP	DBREE.(A)SL1.ZP	DBPEE.(A)SL1.ZP
	Remarks:(A):Nominal length:270/300/350/400/450/500/550		

2 Drawer side Left/Right

Description	Drawer side Left/Right
	DBTE.(A) CW.(B)
	Remarks:(A):Nominal length:270/300/350/400/450/500/550 (B):Color: Matt white(WT)/ Dark grey(DG)

3 Plastic covers

Description	Plastic covers
	DA1101E1.(A)
	Remarks:(A):Color: Matt white(WT)/ Dark grey(DG)

4 Front fixing brackets

Description		Front fixing brackets	
Dowel	Screw	Dowel	Screw
	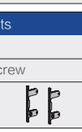	DA1102E4.ZP	DA1102E3.ZP

5 Back panel adapters

Description	Back panel adapters
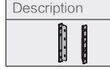	DA1103E1.170.(*)
	Remarks:(A):Color: Matt white(WT)/ Dark grey(DG)

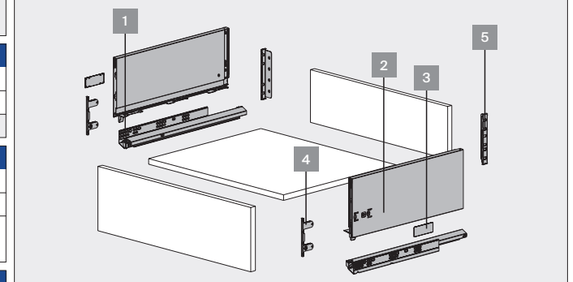

Space required

NL: Nominal length
Note: Net height +3mm when installed with huggen PTO system

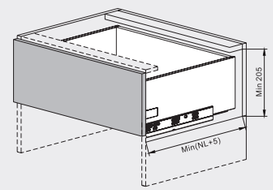

16mm Cutting size

NL: Nominal length
LW:Inner Cabinet Width

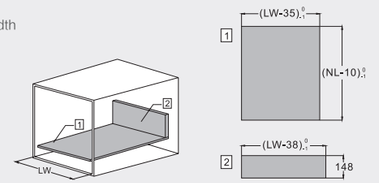

Runner Installation

Same hole pattern for soft closing and push open

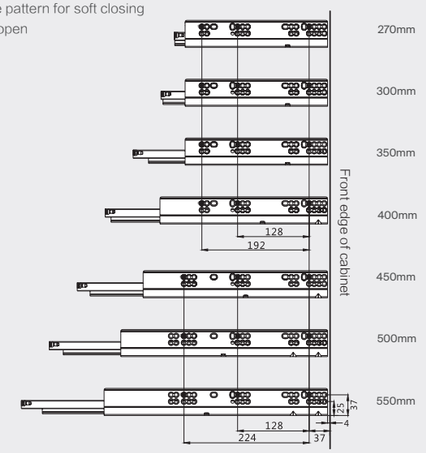

*For more detail of huggen PTO system, see page 091~094

REGIC BOX PRO

FEATURES

- Fashionable appearance,slow motion,easy assembling
- Optional for Huggen PTO system
- Any height,with square railing
- Synchronized concealed slide Loading capacity 30KG
- Epoxy coated
- Up and down,left and right,4 dimensional adjustment
- tilt adjustment 2mm
- Mat:steel



REGIC BOX PRO

H=Any height(With square railing)

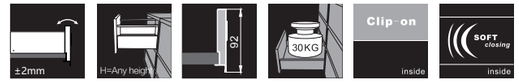

Any height Regic box pro item code(with square railing)							
Nominal length	Front fixing bracket						The complete set basic components includes
	Dowel-Soft closing	Screw-Soft closing	Dowel-Rebound	Screw-Rebound	Dowel-Huggen	Screw-Huggen	
270mm	DBTE2.270EC1.(A)	DBTE1.270EC1.(A)	DBRTE2.270EC1.(A)	DBRTE1.270EC1.(A)	DBPTE2.270EC1.(A)	DBPTE1.270EC1.(A)	1.Soft closing concealed slide(left/right) with
300mm	DBTE2.300EC1.(A)	DBTE1.300EC1.(A)	DBRTE2.300EC1.(A)	DBRTE1.300EC1.(A)	DBPTE2.300EC1.(A)	DBPTE1.300EC1.(A)	huggen PTO system*
350mm	DBTE2.350EC1.(A)	DBTE1.350EC1.(A)	DBRTE2.350EC1.(A)	DBRTE1.350EC1.(A)	DBPTE2.350EC1.(A)	DBPTE1.350EC1.(A)	2.Drawer side Left/Right
400mm	DBTE2.400EC1.(A)	DBTE1.400EC1.(A)	DBRTE2.400EC1.(A)	DBRTE1.400EC1.(A)	DBPTE2.400EC1.(A)	DBPTE1.400EC1.(A)	3.Plastic covers 1*2pcs
450mm	DBTE2.450EC1.(A)	DBTE1.450EC1.(A)	DBRTE2.450EC1.(A)	DBRTE1.450EC1.(A)	DBPTE2.450EC1.(A)	DBPTE1.450EC1.(A)	4.Front fixing brackets 1*2pcs
500mm	DBTE2.500EC1.(A)	DBTE1.500EC1.(A)	DBRTE2.500EC1.(A)	DBRTE1.500EC1.(A)	DBPTE2.500EC1.(A)	DBPTE1.500EC1.(A)	5.Back panel adapters 1*2pcs
550mm	DBTE2.550EC1.(A)	DBTE1.550EC1.(A)	DBRTE2.550EC1.(A)	DBRTE1.550EC1.(A)	DBPTE2.550EC1.(A)	DBPTE1.550EC1.(A)	6.Square railing Left/Right

Remarks: (A):Color: Matt white(WT)/ Dark grey(DG)

1 Concealed slide Left/Right

Description	Concealed slide-Soft closing	Concealed slide – Rebound	Concealed slide – HUGGEN
	DBEE.(A)SL1.ZP	DBREE.(A)SL1.ZP	DBPEE.(A)SL1.ZP
	Remarks:(A):Nominal length:270/300/350/400/450/500/550		

2 Drawer side Left/Right

Description	Drawer side Left/Right
	DBTE.(A) AW.(B)
	Remarks:(A):Nominal length:270/300/350/400/450/500/550 (B):Color: Matt white(WT)/ Dark grey(DG)

3 Plastic covers

Description	Plastic covers
	DA1101E1.(A)
	Remarks:(A):Color: Matt white(WT)/Dark grey(DG)

4 Front fixing brackets

Description		Front fixing brackets	
Dowel	Screw	Dowel	Screw
		DA1102E2.ZP	DA1102E1.ZP

5 Back panel adapters

Description	Back panel adapters
	DA1103E1.80.(A)
	Remarks:(A):Color: Matt white(WT)/ Dark grey(DG)

6 Square railing Left/Right

Description	Square railing Left/Right
	DA2101E1.(A) .(B)
	Remarks:(A):Nominal length:270/300/350/400/450/500/550 (B):Color: Matt white(WT)/ Dark grey(DG)

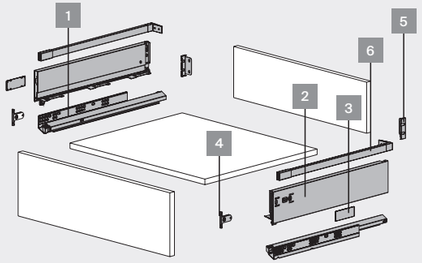

Space required

NL: Nominal length
Note: Net height +3mm when installed with huggen PTO system

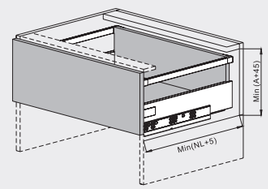

16mm Cutting size

NL: Nominal length
LW:Inner Cabinet Width

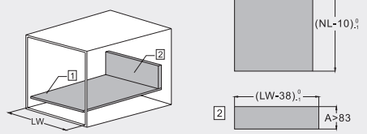

Runner Installation

Same hole pattern for soft closing and push open

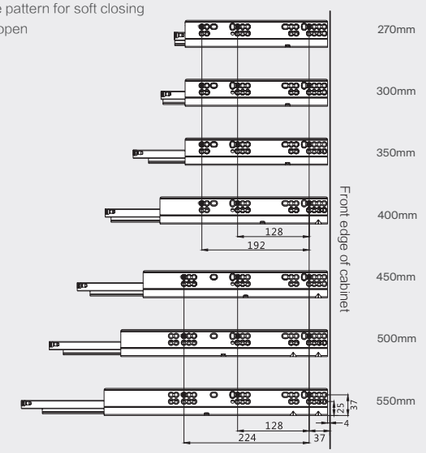

*For more detail of huggen PTO system, see page 091-094

INSTALLATION INSTRUCTION

REGIC BOX / VITABOX

H=80mm installation instruction

Inside cabinet dimension

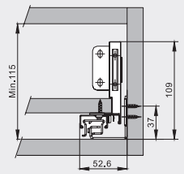

Front panel mounting positions

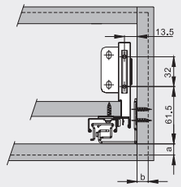

Front fixing brackets positions

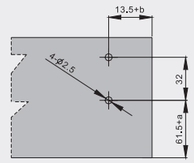

Back panel mounting positions

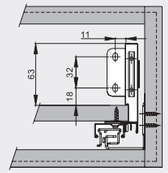

H=120mm installation instruction

Inside cabinet dimension

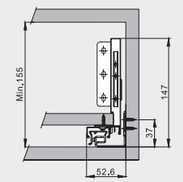

Front panel mounting positions

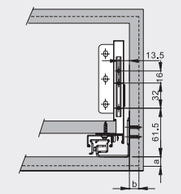

Front fixing brackets positions

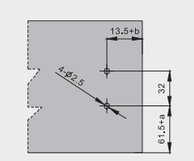

Back panel mounting positions

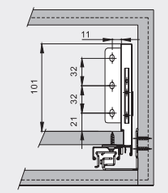

H=170mm installation instruction

Inside cabinet dimension

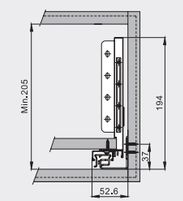

Front panel mounting positions

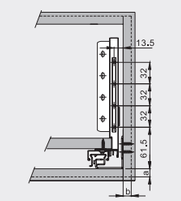

Front fixing brackets positions

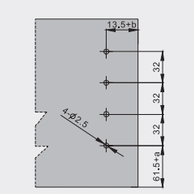

Back panel mounting positions

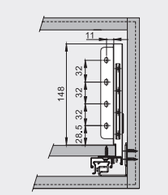

H=Any height installation instruction

Inside cabinet dimension

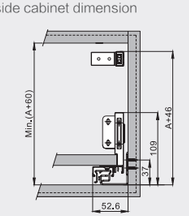

Front panel mounting positions

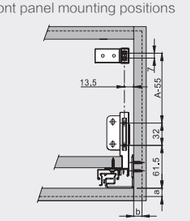

Front fixing brackets positions

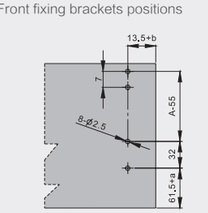

Back panel mounting positions

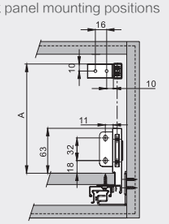

Installation instruction

Back panel adapter mounting

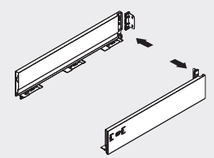

Bottom panel mounting

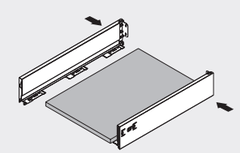

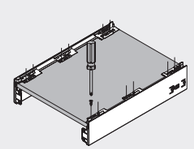

Installation instruction

Back panel mounting

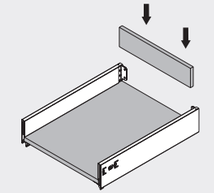

Installation instruction

Front fixing brackets mounting

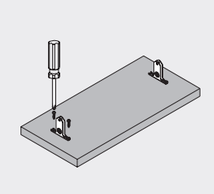

Front fixing brackets mounting of square railing

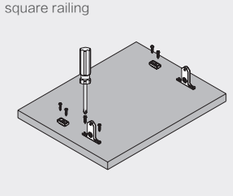

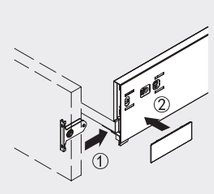

Installation instruction

Drawer mounting

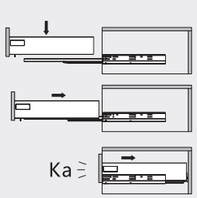

INSTALLATION INSTRUCTION

REGIC BOX / VITABOX

Installation instruction

Front panel height adjustment:+2mm

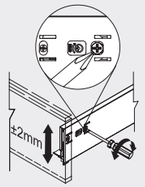

Front panel side adjustment:+1.5mm

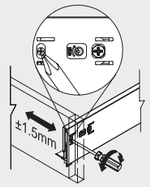

Tilt adjustment:+2mm

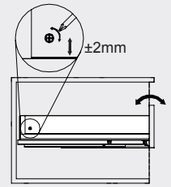

Installation instruction

Front panel disassembly

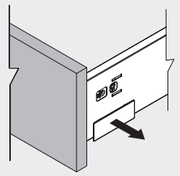

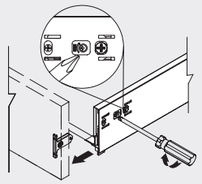

Installation instruction

Drawer box disassembly

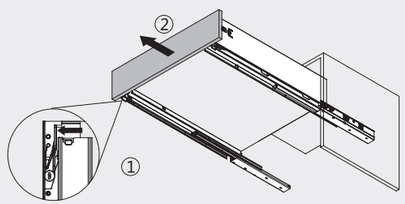

Installation instruction

Front fixing brackets mounting

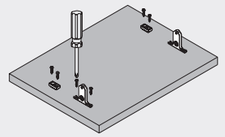

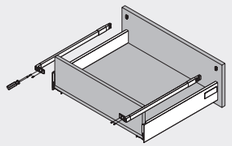

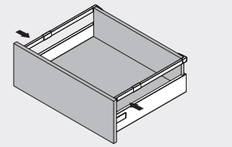

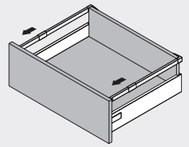

Installation instruction

Adjustment of square railing

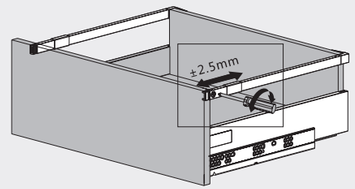



COBOX - Perfect combination of quality
and sense of space

COBOX

COBOX

FEATURES

- Fashionable appearance,slow motion
- Optional for Huggen PTO system
- Drawer height 80MM
- Synchronized concealed slide Loading capacity 30KG
- Epoxy coated
- Up and down,left and right
- Mat:steel



COBOX

H80



H80mm Cobox item code

Nominal length	Item code						The complete set basic components includes
	Clip on Full extension soft closing	Full extension soft closing	Rebound	Single extension soft closing	Clip on–Huggen	Huggen	
270mm	DBEB1.270A3.TCA	DBEB1.270A1.TCA	DBREB1.270A1.TCA	DBEB1.270A2.TCA	DBPEB1.270A3.TCA	DBPEB1.270A1.TCA	1.Soft closing concealed slide(left/right) with huggen PTO system*
300mm	DBEB1.300A3.TCA	DBEB1.300A1.TCA	DBREB1.300A1.TCA	DBEB1.300A2.TCA	DBPEB1.300A3.TCA	DBPEB1.300A1.TCA	
350mm	DBEB1.350A3.TCA	DBEB1.350A1.TCA	DBREB1.350A1.TCA	DBEB1.350A2.TCA	DBPEB1.350A3.TCA	DBPEB1.350A1.TCA	2.Drawer box runner(left/right)
400mm	DBEB1.400A3.TCA	DBEB1.400A1.TCA	DBREB1.400A1.TCA	DBEB1.400A2.TCA	DBPEB1.400A3.TCA	DBPEB1.400A1.TCA	3.Plastic covers 1*2pcs
450mm	DBEB1.450A3.TCA	DBEB1.450A1.TCA	DBREB1.450A1.TCA	DBEB1.450A2.TCA	DBPEB1.450A3.TCA	DBPEB1.450A1.TCA	4.Clip-on fixing Left/Right
500mm	DBEB1.500A3.TCA	DBEB1.500A1.TCA	DBREB1.500A1.TCA	DBEB1.500A2.TCA	DBPEB1.500A3.TCA	DBPEB1.500A1.TCA	
550mm	DBEB1.550A3.TCA	DBEB1.550A1.TCA	DBREB1.550A1.TCA	DBEB1.550A2.TCA	DBPEB1.550A3.TCA	DBPEB1.550A1.TCA	

Remarks:Color:TCA Patent No.ZL 2018 2 1582781.X

1 Concealed slide Left / Right

Description	Clip on Full extension soft closing concealed slide	Full extension soft closing concealed slide	Full extension soft push to open concealed slide	Single extension soft closing concealed slide	Clip on Full extension soft closing and push to open concealed slide	Full extension soft closing and push to open concealed slide
	CL12E1.(ᴬ) 3.ZP	CL11E1.(ᴬ).ZP	CL13E1.(ᴬ).ZP	CL21E1.(ᴬ).ZP	CL16E1.(ᴬ) 3.ZP	CL15E1.(ᴬ).ZP
	Remarks:(ᴬ):Nominal length:270/300/350/400/450/500/550					

2 Drawer box runner(left/right)

Description	Drawer box runner(left/right)
	DBEB.(ᴬ) AW.TCA
	Remarks:(ᴬ):Nominal length:270/300/350/400/450/500/550

3 Plastic covers

Description	Plastic covers
	DA1109B1.TCA

4 Clip-on fixing Left/Right

Description	Clip-on fixing Left/Right
	CL12E.P3

Space required

NL: Nominal length
Note: Net height +3mm when installed with huggen PTO system

16mm Cutting size

NL: Nominal length
LW:Inner Cabinet Width

H80:Y=79-t

Runner Installation

Same hole pattern for soft closing and push open

*For more detail of huggen PTO system, see page 091-094

COBOX

FEATURES

- Fashionable appearance,slow motion
- Optional for Huggen PTO system
- Drawer height 120MM
- Synchronized concealed slide Loading capacity 30KG
- Epoxy coated
- Up and down,left and right
- Mat:steel



COBOX
H120



H120mm Cobox item code

Nominal length	Item code						The complete set basic components includes
	Clip on Full extension soft closing	Full extension soft closing	Rebound	Single extension soft closing	Clip on–Huggen	Huggen	
270mm	DBEB1.270B3.TCA	DBEB1.270B1.TCA	DBREB1.270B1.TCA	DBEB1.270B2.TCA	DBPEB1.270B3.TCA	DBPEB1.270B1.TCA	1.Soft closing concealed slide(left/right) with huggen PTO system*
300mm	DBEB1.300B3.TCA	DBEB1.300B1.TCA	DBREB1.300B1.TCA	DBEB1.300B2.TCA	DBPEB1.300B3.TCA	DBPEB1.300B1.TCA	
350mm	DBEB1.350B3.TCA	DBEB1.350B1.TCA	DBREB1.350B1.TCA	DBEB1.350B2.TCA	DBPEB1.350B3.TCA	DBPEB1.350B1.TCA	2.Drawer box runner(left/right)
400mm	DBEB1.400B3.TCA	DBEB1.400B1.TCA	DBREB1.400B1.TCA	DBEB1.400B2.TCA	DBPEB1.400B3.TCA	DBPEB1.400B1.TCA	3.Plastic covers 1*2pcs
450mm	DBEB1.450B3.TCA	DBEB1.450B1.TCA	DBREB1.450B1.TCA	DBEB1.450B2.TCA	DBPEB1.450B3.TCA	DBPEB1.450B1.TCA	4.Clip–on fixing Left/Right
500mm	DBEB1.500B3.TCA	DBEB1.500B1.TCA	DBREB1.500B1.TCA	DBEB1.500B2.TCA	DBPEB1.500B3.TCA	DBPEB1.500B1.TCA	
550mm	DBEB1.550B3.TCA	DBEB1.550B1.TCA	DBREB1.550B1.TCA	DBEB1.550B2.TCA	DBPEB1.550B3.TCA	DBPEB1.550B1.TCA	

Remarks:Color: TCA Patent No.ZL 2018 2 1582781.X

1 Concealed slide Left/Right

Description	Clip on Full extension soft closing concealed slide	Full extension soft closing concealed slide	Full extension soft push to open concealed slide	Single extension soft closing concealed slide	Clip on Full extension soft closing and push to open concealed slide	Full extension soft closing and push to open concealed slide
	CL12E1.(^) 3.ZP	CL11E1.(^).ZP	CL13E1.(^).ZP	CL21E1.(^).ZP	CL16E1.(^) 3.ZP	CL15E1.(^).ZP
	Remarks:(^):Nominal length:270/300/350/400/450/500/550					

2 Drawer side Left/Right

Description	Drawer side Left/Right
	DBEB.(^) BW.TCA
	Remarks:(^):Nominal length:270/300/350/400/450/500/550

3 Plastic covers

Description	Plastic covers
	DA1109B1.TCA

4 Clip–on fixing Left/Right

Description	Clip–on fixing Left/Right
	CL12E.P3

Space required

NL: Nominal length
Note: Net height +3mm when installed with huggen PTO system

16mm Cutting size

NL: Nominal length
LW:Inner Cabinet Width

H120:Y=117–t

Runner Installation

Same hole pattern for soft closing and push open

*For more detail of huggen PTO system, see page 091~094

COBOX

FEATURES

- Fashionable appearance,slow motion
- Optional for Huggen PTO system
- Drawer height 150MM
- Synchronized concealed slide Loading capacity 30KG
- Epoxy coated
- Up and down,left and right
- Mat:steel



COBOX

H150



H150mm Cobox item code							
Nominal length	Item code						The complete set basic components includes
	Clip on Full extension soft closing	Full extension soft closing	Rebound	Single extension soft closing	Clip on-Huggen	Huggen	
270mm	DBEB1.270C3.TCA	DBEB1.270C1.TCA	DBREB1.270C1.TCA	DBEB1.270C2.TCA	DBPEB1.270C3.TCA	DBPEB1.270C1.TCA	1.Soft closing concealed slide(left/right) with huggen PTO system*
300mm	DBEB1.300C3.TCA	DBEB1.300C1.TCA	DBREB1.300C1.TCA	DBEB1.300C2.TCA	DBPEB1.300C3.TCA	DBPEB1.300C1.TCA	2.Drawer box runner(left/right)
350mm	DBEB1.350C3.TCA	DBEB1.350C1.TCA	DBREB1.350C1.TCA	DBEB1.350C2.TCA	DBPEB1.350C3.TCA	DBPEB1.350C1.TCA	3.Plastic covers 1*2pcs
400mm	DBEB1.400C3.TCA	DBEB1.400C1.TCA	DBREB1.400C1.TCA	DBEB1.400C2.TCA	DBPEB1.400C3.TCA	DBPEB1.400C1.TCA	4.Clip-on fixing Left/Right
450mm	DBEB1.450C3.TCA	DBEB1.450C1.TCA	DBREB1.450C1.TCA	DBEB1.450C2.TCA	DBPEB1.450C3.TCA	DBPEB1.450C1.TCA	
500mm	DBEB1.500C3.TCA	DBEB1.500C1.TCA	DBREB1.500C1.TCA	DBEB1.500C2.TCA	DBPEB1.500C3.TCA	DBPEB1.500C1.TCA	
550mm	DBEB1.550C3.TCA	DBEB1.550C1.TCA	DBREB1.550C1.TCA	DBEB1.550C2.TCA	DBPEB1.550C3.TCA	DBPEB1.550C1.TCA	

Remarks:Color: TCA Patent No.ZL 2018 2 1582781.X

1 Concealed slide Left/Right

Description	Clip on Full extension soft closing concealed slide	Full extension soft closing concealed slide	Full extension soft push to open concealed slide	Single extension soft closing concealed slide	Clip on Full extension soft closing and push to open concealed slide	Full extension soft closing and push to open concealed slide
	CL12E1.(^) 3.ZP	CL11E1.(^).ZP	CL13E1.(^).ZP	CL21E1.(^).ZP	CL16E1.(^) 3.ZP	CL15E1.(^).ZP
	Remarks:(^):Nominal length:270/300/350/400/450/500/550					

2 Drawer side Left/Right

Description	Drawer side Left/Right
	DBEB.(^) CW.TCA
	Remarks:(^):Nominal length:270/300/350/400/450/500/550

3 Plastic covers

Description	Plastic covers
	DA1109B1.TCA

4 Clip-on fixing Left/Right

Description	Clip-on fixing Left/Right
	CL12E.P3

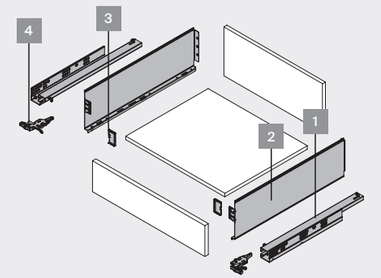

Space required

NL: Nominal length
Note: Net height +3mm when installed with huggen PTO system

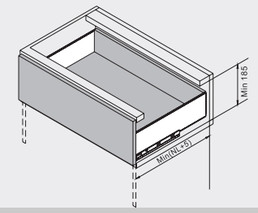

16mm Cutting size

NL: Nominal length
LW:Inner Cabinet Width

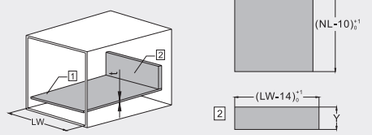

H150:Y=147-t

Runner Installation

Same hole pattern for soft closing and push open

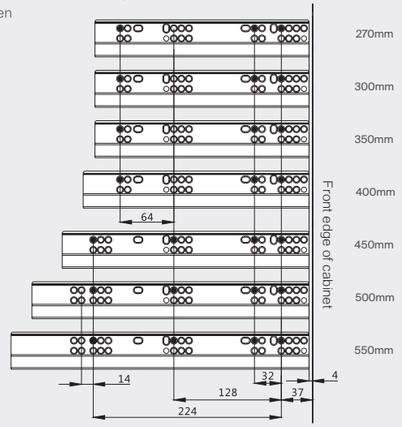

*For more detail of huggen PTO system, see page 091~094

COBOX

FEATURES

- Fashionable appearance,slow motion
- Optional for Huggen PTO system
- Any height,with square railing
- Synchronized concealed slide Loading capacity 30KG
- Epoxy coated
- Up and down,left and right
- Mat:steel



COBOX

H=Any height (Drawing bar)



Any height Cobox item code(with square railing)

Nominal length	Item code						The complete set basic components includes
	Clip on Full extension soft closing	Full extension soft closing	Rebound	Single extension soft closing	Clip on-Huggen	Huggen	
270mm	DBEB1.270FA3.TCA	DBEB1.270FA1.TCA	DBREB1.270FA1.TCA	DBEB1.270FA2.TCA	DBPEB1.270FA3.TCA	DBPEB1.270FA1.TCA	1.Soft closing concealed slide(left/right) with huggen PTO system*
300mm	DBEB1.300FA3.TCA	DBEB1.300FA1.TCA	DBREB1.300FA1.TCA	DBEB1.300FA2.TCA	DBPEB1.300FA3.TCA	DBPEB1.300FA1.TCA	
350mm	DBEB1.350FA3.TCA	DBEB1.350FA1.TCA	DBREB1.350FA1.TCA	DBEB1.350FA2.TCA	DBPEB1.350FA3.TCA	DBPEB1.350FA1.TCA	2.Drawer box runner(left/right)
400mm	DBEB1.400FA3.TCA	DBEB1.400FA1.TCA	DBREB1.400FA1.TCA	DBEB1.400FA2.TCA	DBPEB1.400FA3.TCA	DBPEB1.400FA1.TCA	3.Plastic covers 1*2pcs
450mm	DBEB1.450FA3.TCA	DBEB1.450FA1.TCA	DBREB1.450FA1.TCA	DBEB1.450FA2.TCA	DBPEB1.450FA3.TCA	DBPEB1.450FA1.TCA	4.Clip-on fixing Left/Right
500mm	DBEB1.500FA3.TCA	DBEB1.500FA1.TCA	DBREB1.500FA1.TCA	DBEB1.500FA2.TCA	DBPEB1.500FA3.TCA	DBPEB1.500FA1.TCA	5.Drawing bar(left/right)
550mm	DBEB1.550FA3.TCA	DBEB1.550FA1.TCA	DBREB1.550FA1.TCA	DBEB1.550FA2.TCA	DBPEB1.550FA3.TCA	DBPEB1.550FA1.TCA	

Remarks:Color: TCA Patent No.ZL 2018 2 1582781.X

1 Concealed slide Left/Right

Description	Clip on Full extension soft closing concealed slide	Full extension soft closing concealed slide	Full extension soft push to open concealed slide	Single extension soft closing concealed slide	Clip on Full extension soft closing and push to open concealed slide	Full extension soft closing and push to open concealed slide
	CL12E1.(ᴬ) 3.ZP	CL11E1.(ᴬ).ZP	CL13E1.(ᴬ).ZP	CL21E1.(ᴬ).ZP	CL16E1.(ᴬ) 3.ZP	CL15E1.(ᴬ).ZP
	Remarks:(ᴬ):Nominal length:270/300/350/400/450/500/550					

2 Drawer side Left/Right

Description	Drawer side Left/Right
	DBEB.(ᴬ) AW.TCA
	Remarks:(ᴬ):Nominal length:270/300/350/400/450/500/550

3 Plastic covers

Description	Plastic covers
	DA1109B1.TCA

4 Clip-on fixing Left/Right

Description	Clip-on fixing Left/Right
	CL12E.P3

5 Drawing bar(left/right)

Description	Drawing bar(left/right)
	DA2101F1.(ᴬ) .TCA
	Remarks:(ᴬ):Nominal length:270/300/350/400/450/500/550

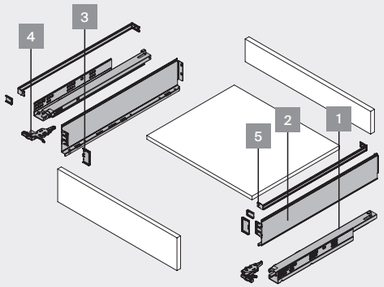

Space required

NL: Nominal length
Note: Net height +3mm when installed with huggen PTO system

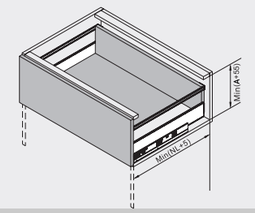

16mm Cutting size

NL: Nominal length
LW:Inner Cabinet Width

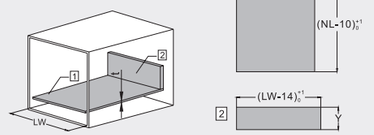

H80:Y=79-t

Runner Installation

Same hole pattern for soft closing and push open

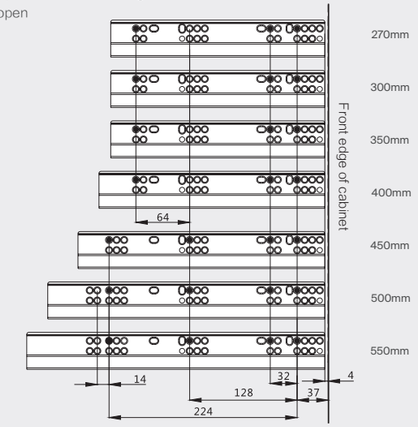

*For more detail of huggen PTO system, see page 091~094

INSTALLATION INSTRUCTION

COBOX

H=80mm installation instruction

Inside cabinet dimension

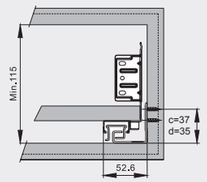

Front panel mounting positions

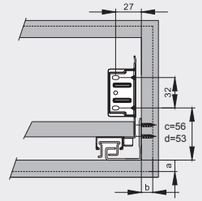

Front fixing brackets positions

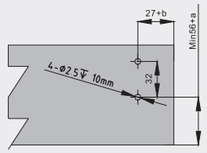

Back panel mounting positions

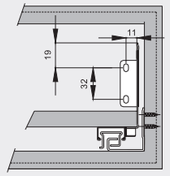

H=120mm installation instruction

Inside cabinet dimension

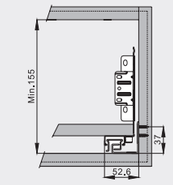

Front panel mounting positions

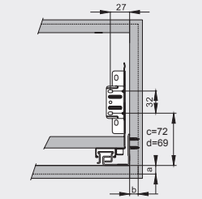

Front fixing brackets positions

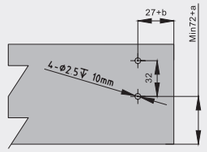

Back panel mounting positions

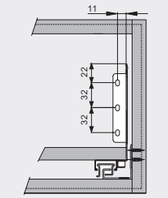

H=150mm installation instruction

Inside cabinet dimension

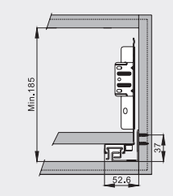

Front panel mounting positions

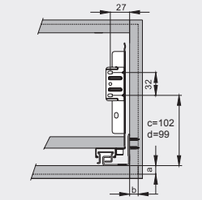

Front fixing brackets positions

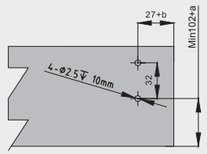

Back panel mounting positions

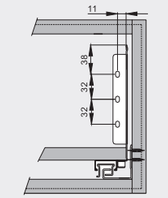

H=Any height installation instruction

Inside cabinet dimension

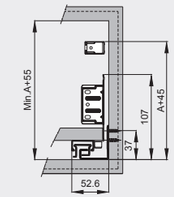

Front panel mounting positions

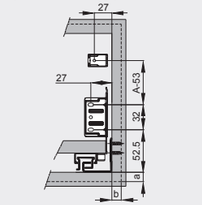

Front fixing brackets positions

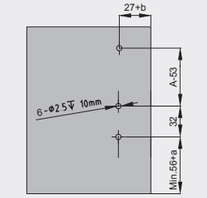

Back panel mounting positions

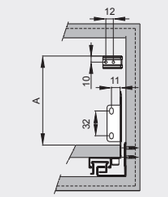

*c：Full extension concealed slide；d：Single extension concealed slide

Installation instruction

Bottom panel mounting

1

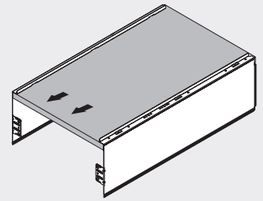

2

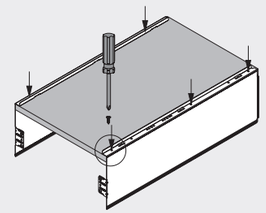

Installation instruction

Back panel mounting

1

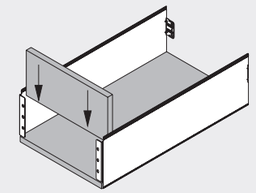

2

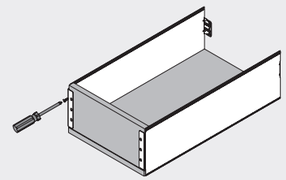

Installation instruction

Punch

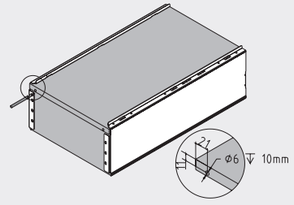

Installation instruction

Front panel mounting

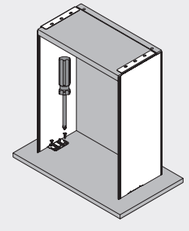

INSTALLATION INSTRUCTION

COBOX

Installation instruction

Install the plastic cover

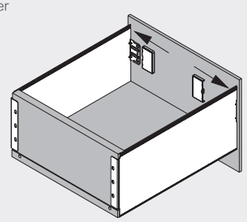

Installation instruction

Drawer adjustment

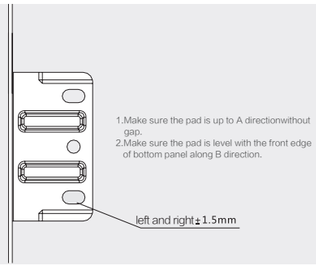

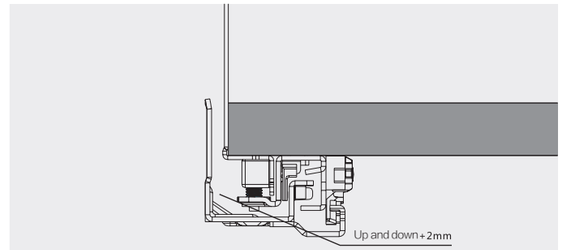

Installation instruction

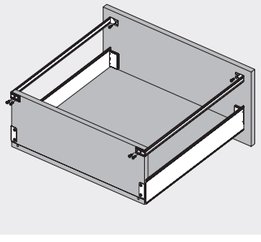

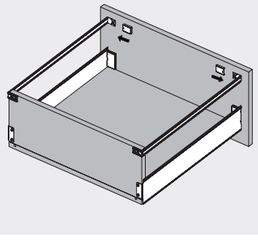

Installation instruction

Drawer mounting

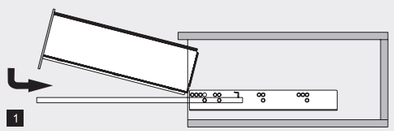

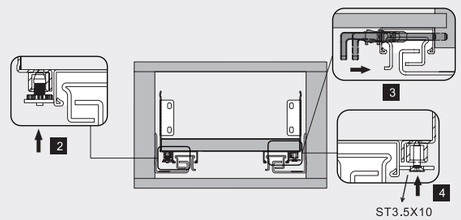

Installation instruction

Drawer box disassembly

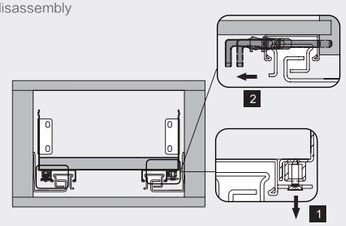

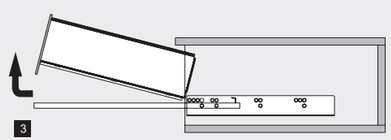



POBOX - Promote out of classical drawer box

POBOX

POBOX

FEATURES

- Steel drawer side H=80mm
- Synchronized slide
- Epoxy coated
- Load capacity of 35KG
- Smooth rolling mechanism
- Quick assembly
- Up and down , left and right , 4 dimensional adjustment
- Mat:steel



POBOX

H80



H=80mm Pobox item code					
Nominal length	Front fixing bracket				The complete set basic components includes
	Dowel-Soft closing	Screw-Soft closing	Dowel-Rebound	Screw-Rebound	
270mm	DBEC6.270A.(ᴬ)	DBEC5.270A.(ᴬ)	DBREC6.270A.(ᴬ)	DBREC5.270A.(ᴬ)	1.Drawer box runner(left/right)
300mm	DBEC6.300A.(ᴬ)	DBEC5.300A.(ᴬ)	DBREC6.300A.(ᴬ)	DBREC5.300A.(ᴬ)	2.Drawer side Left/Right
350mm	DBEC6.350A.(ᴬ)	DBEC5.350A.(ᴬ)	DBREC6.350A.(ᴬ)	DBREC5.350A.(ᴬ)	3.Plastic covers 1*2pcs
400mm	DBEC6.400A.(ᴬ)	DBEC5.400A.(ᴬ)	DBREC6.400A.(ᴬ)	DBREC5.400A.(ᴬ)	4.Front fixing brackets 1*2pcs
450mm	DBEC6.450A.(ᴬ)	DBEC5.450A.(ᴬ)	DBREC6.450A.(ᴬ)	DBREC5.450A.(ᴬ)	5.back panel adapter (left/right)
500mm	DBEC6.500A.(ᴬ)	DBEC5.500A.(ᴬ)	DBREC6.500A.(ᴬ)	DBREC5.500A.(ᴬ)	
550mm	DBEC6.550A.(ᴬ)	DBEC5.550A.(ᴬ)	DBREC6.550A.(ᴬ)	DBREC5.550A.(ᴬ)	

Remarks: (ᴬ):Color: White(WT)/Silver(GR)

1 Drawer box runner(left/right)

Description	Drawer box runner(left/right)	Push open drawer box runner (left/right)
	DBEC.(ᴬ)SL.ZP	DBREC.(ᴬ)SL.ZP
	Remarks:(ᴬ):Nominal length:270/300/350/400/450/500/550	

2 Drawer side Left/Right

Description	Drawer side Left/Right
	DBEC.(ᴬ) AW.(ᴮ)
	Remarks:(ᴬ):Nominal length:270/300/350/400/450/500/550 (ᴮ):Color: White(WT)/Silver(GR)

3 Plastic covers

Description	Plastic covers
	DA1101C2.(ᴬ)
	Remarks:(ᴬ):Color: White(WT)/Silver(GR)

4 Front fixing brackets

Description		Front fixing brackets	
Dowel	Screw	Dowel	Screw
		DA1102C6.ZP	DA1102C5.ZP

5 Back panel adapters 1*2pcs

Description	Back panel adapters 1*2pcs
	DA1103C1.80.(ᴬ)
	Remarks:(ᴬ):Color: White(WT)/Silver(GR)

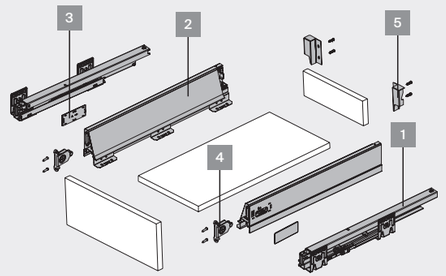

Space required

NL: Nominal length

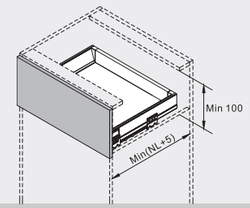

16mm Cutting size

NL: Nominal length
LW:Inner Cabinet Width

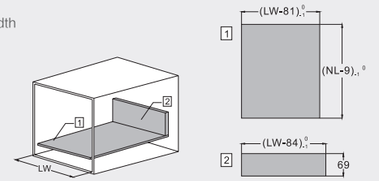

Runner Installation

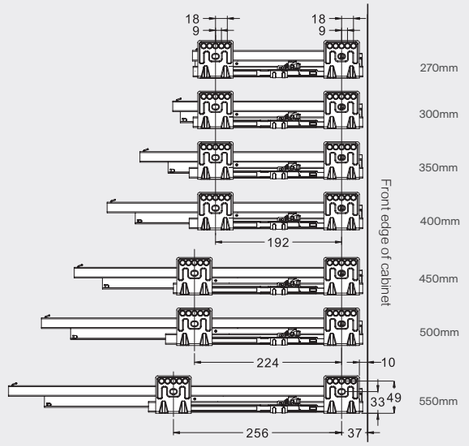

POBOX

FEATURES

- Steel drawer side H=130mm
- Synchronized slide
- Epoxy coated
- Load capacity of 35KG
- Smooth rolling mechanism
- Quick assembly
- Up and down , left and right , 4 dimensional adjustment
- Mat:steel



POBOX

H130 (Drawing bar)



H=130mm Pobox item code					
Nominal length	Front fixing bracket				The complete set basic components includes
	Dowel-Soft closing	Screw-Soft closing	Dowel-Rebound	Screw-Rebound	
270mm	DBEC6.270BB1.(A)	DBEC5.270BB1.(A)	DBREC6.270BB1.(A)	DBREC5.270BB1.(A)	1.Drawer box runner(left/right)
300mm	DBEC6.300BB1.(A)	DBEC5.300BB1.(A)	DBREC6.300BB1.(A)	DBREC5.300BB1.(A)	2.Drawer side Left/Right
350mm	DBEC6.350BB1.(A)	DBEC5.350BB1.(A)	DBREC6.350BB1.(A)	DBREC5.350BB1.(A)	3.Plastic covers 1*2pcs
400mm	DBEC6.400BB1.(A)	DBEC5.400BB1.(A)	DBREC6.400BB1.(A)	DBREC5.400BB1.(A)	4.Front fixing brackets 1*2pcs
450mm	DBEC6.450BB1.(A)	DBEC5.450BB1.(A)	DBREC6.450BB1.(A)	DBREC5.450BB1.(A)	5.Back panel adapters Left/Right
500mm	DBEC6.500BB1.(A)	DBEC5.500BB1.(A)	DBREC6.500BB1.(A)	DBREC5.500BB1.(A)	6.Drawing bar Left/Right
550mm	DBEC6.550BB1.(A)	DBEC5.550BB1.(A)	DBREC6.550BB1.(A)	DBREC5.550BB1.(A)	

Remarks: (A):Color: White(WT)/Silver(GR)

1 Drawer box runner(left/right)

Description	Drawer box runner(left/right)	Push open drawer box runner (left/right)
	DBEC.(A)SL.ZP	DBREC.(A)SL.ZP
	Remarks:(A):Nominal length:270/300/350/400/450/500/550	

2 Drawer side Left/Right

Description	Drawer side Left/Right
	DBEC.(A) AW.(B)
	Remarks:(A):Nominal length:270/300/350/400/450/500/550 (B):Color: White(WT)/Silver(GR)

3 Plastic covers

Description	Plastic covers
	DA1101C2.(A)
	Remarks:(A):Color: White(WT)/Silver(GR)

4 Front fixing brackets

Description		Front fixing brackets	
Dowel	Screw	Dowel	Screw
		DA1102C6.ZP	DA1102C5.ZP

5 Back panel adapters

Description	Back panel adapters
	DA1103C1.130.(A)
	Remarks:(A):Color: White(WT)/Silver(GR)

6 Drawing bar Left/Right

Description	Drawing bar Left/Right
	DA2101B1.(A) .(B)
	Remarks:(A):Nominal length:270/300/350/400/450/500/550 (B):Color: White(WT)/Silver(GR)

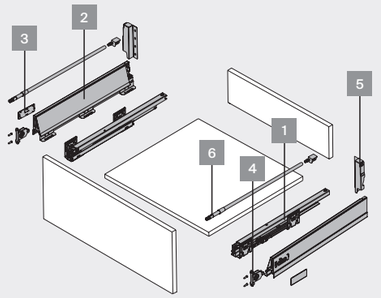

Space required

NL: Nominal length

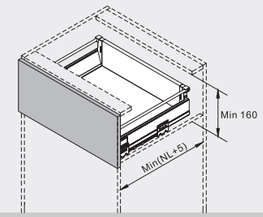

16mm Cutting size

NL: Nominal length
LW:Inner Cabinet Width

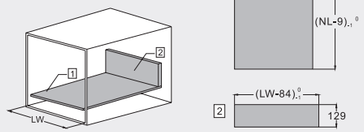

Runner Installation

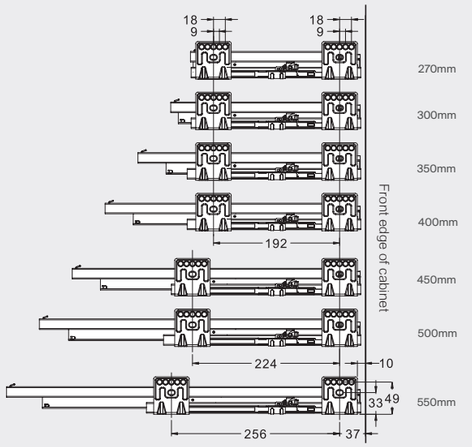

POBOX

FEATURES

- Steel drawer side H=190mm
- Synchronized slide
- Epoxy coated
- Load capacity of 35KG
- Smooth rolling mechanism
- Quick assembly
- Up and down , left and right , 4 dimensional adjustment
- Mat:steel



POBOX

H190 (Drawing bar)



H=190mm Pobox item code

Nominal length	Front fixing bracket				The complete set basic components includes
	Dowel-Soft closing	Screw-Soft closing	Dowel-Rebound	Screw-Rebound	
270mm	DBEC6.270BC3.(ᴬ)	DBEC5.270BC3.(ᴬ)	DBREC6.270BC3.(ᴬ)	DBREC5.270BC3.(ᴬ)	1.Drawer box runner(left/right)
300mm	DBEC6.300BC3.(ᴬ)	DBEC5.300BC3.(ᴬ)	DBREC6.300BC3.(ᴬ)	DBREC5.300BC3.(ᴬ)	2.Drawer side Left/Right
350mm	DBEC6.350BC3.(ᴬ)	DBEC5.350BC3.(ᴬ)	DBREC6.350BC3.(ᴬ)	DBREC5.350BC3.(ᴬ)	3.Plastic covers 1*2pcs
400mm	DBEC6.400BC3.(ᴬ)	DBEC5.400BC3.(ᴬ)	DBREC6.400BC3.(ᴬ)	DBREC5.400BC3.(ᴬ)	4.Front fixing brackets 1*2pcs
450mm	DBEC6.450BC3.(ᴬ)	DBEC5.450BC3.(ᴬ)	DBREC6.450BC3.(ᴬ)	DBREC5.450BC3.(ᴬ)	5.Back panel adapters Left/Right
500mm	DBEC6.500BC3.(ᴬ)	DBEC5.500BC3.(ᴬ)	DBREC6.500BC3.(ᴬ)	DBREC5.500BC3.(ᴬ)	6.Drawing bar Left/Right
550mm	DBEC6.550BC3.(ᴬ)	DBEC5.550BC3.(ᴬ)	DBREC6.550BC3.(ᴬ)	DBREC5.550BC3.(ᴬ)	

Remarks: (ᴬ):Color: White(WT)/Silver(GR)

1 6.Drawing bar Left/Right

Description	Drawer box runner(left/right)	Push open drawer box runner (left/right)
	DBEC.(ᴬ)SL.ZP	DBREC.(ᴬ)SL.ZP
	Remarks:(ᴬ):Nominal length:270/300/350/400/450/500/550	

2 Drawer side Left/Right

Description	Drawer side Left/Right
	DBEC.(ᴬ) AW.(ᴮ)
	Remarks:(ᴬ):Nominal length:270/300/350/400/450/500/550 (ᴮ):Color: White(WT)/Silver(GR)

3 Plastic covers

Description	Plastic covers
	DA1101C2.(ᴬ)
	Remarks:(ᴬ):Color: White(WT)/Silver(GR)

4 Front fixing brackets

Description		Front fixing brackets	
Dowel	Screw	Dowel	Screw
		DA1102C6.ZP	DA1102C5.ZP

5 Back panel adapters

Description	Back panel adapters
	DA1103C1.190.(ᴬ)
	Remarks:(ᴬ):Color: White(WT)/Silver(GR)

6 Drawing bar Left/Right

Description	Drawing bar Left/Right
	DA2101B1.(ᴬ) .(ᴮ)
	Remarks:(ᴬ):Nominal length:270/300/350/400/450/500/550 (ᴮ):Color: White(WT)/Silver(GR)

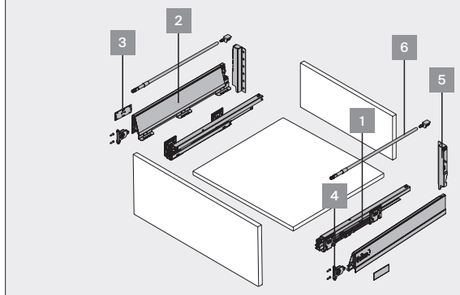

Space required

NL: Nominal length

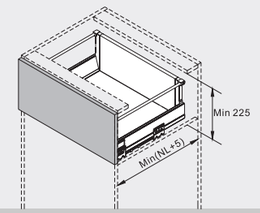

16mm Cutting size

NL: Nominal length
LW:Inner Cabinet Width

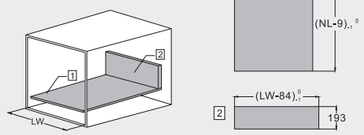

Runner Installation

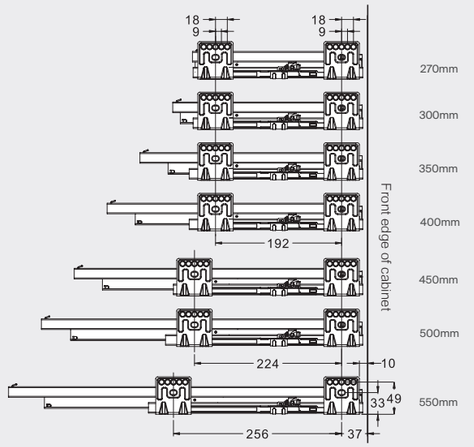

POBOX

FEATURES

- Any height,with square railing
- Synchronized slide
- Epoxy coated
- Load capacity of 35KG
- Smooth rolling mechanism
- Quick assembly
- Up and down , left and right , 4 dimensional adjustment
- Mat:steel



POBOX

H=Any height (Drawing bar)



Any height Pobox item code					
Nominal length	Front fixing bracke				The complete set basic components includes
	Dowel-Soft closing	Screw-Soft closing	Dowel-Rebound	Screw-Rebound	
270mm	DBEC6.270BC6.(ᴬ)	DBEC5.270BC6.(ᴬ)	DBREC6.270BC6.(ᴬ)	DBREC5.270BC6.(ᴬ)	1.Drawer box runner(left/right)
300mm	DBEC6.300BC6.(ᴬ)	DBEC5.300BC6.(ᴬ)	DBREC6.300BC6.(ᴬ)	DBREC5.300BC6.(ᴬ)	2.Drawer side Left/Right
350mm	DBEC6.350BC6.(ᴬ)	DBEC5.350BC6.(ᴬ)	DBREC6.350BC6.(ᴬ)	DBREC5.350BC6.(ᴬ)	3.Plastic covers 1*2pcs
400mm	DBEC6.400BC6.(ᴬ)	DBEC5.400BC6.(ᴬ)	DBREC6.400BC6.(ᴬ)	DBREC5.400BC6.(ᴬ)	4.Front fixing brackets 1*2pcs
450mm	DBEC6.450BC6.(ᴬ)	DBEC5.450BC6.(ᴬ)	DBREC6.450BC6.(ᴬ)	DBREC5.450BC6.(ᴬ)	5.Back panel adapters Left/Right
500mm	DBEC6.500BC6.(ᴬ)	DBEC5.500BC6.(ᴬ)	DBREC6.500BC6.(ᴬ)	DBREC5.500BC6.(ᴬ)	6.Drawing bar Left/Right
550mm	DBEC6.550BC6.(ᴬ)	DBEC5.550BC6.(ᴬ)	DBREC6.550BC6.(ᴬ)	DBREC5.550BC6.(ᴬ)	

Remarks: (ᴬ):Color: White(WT)/Silver(GR)

1 drawer box runner(left/right)

Description	Drawer box runner(left/right)	Push open drawer box runner (left/right)
	DBEC.(ᴬ)SL.ZP	DBREC.(ᴬ)SL.ZP
	Remarks:(ᴬ):Nominal length:270/300/350/400/450/500/550	

2 Drawer side Left/Right

Description	Drawer side Left/Right
	DBEC.(ᴬ) AW.(ᴮ)
	Remarks:(ᴬ):Nominal length:270/300/350/400/450/500/550 (ᴮ):Color: White(WT)/Silver(GR)

3 Plastic covers

Description	Plastic covers
	DA1101C2.(ᴬ)
	Remarks:(ᴬ):Color: White(WT)/Silver(GR)

4 Front fixing brackets

Description		Front fixing brackets	
Dowel	Screw	Dowel	Screw
		DA1102C6.ZP	DA1102C5.ZP

5 Back panel adapters 1*2pcs

Description	Back panel adapters 1*2pcs
	DA1103C1.80.(ᴬ)
	Remarks:(ᴬ):Color: White(WT)/Silver(GR)

6 Drawing bar Left/Right

Description	Drawing bar Left/Right
	DA2101B11.80.(ᴬ) .(ᴮ)
	Remarks:(ᴬ):Nominal length:270/300/350/400/450/500/550 (ᴮ):Color: White(WT)/Silver(GR)

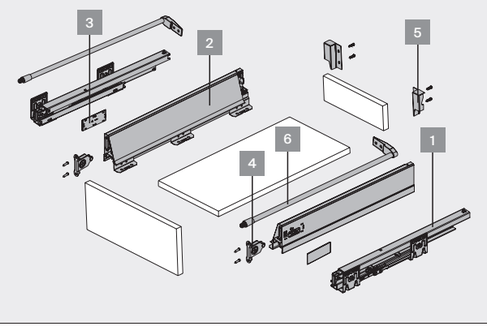

Space required

NL: Nominal length

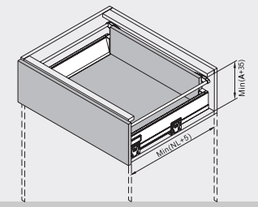

16mm Cutting size

NL: Nominal length
LW:Inner Cabinet Width

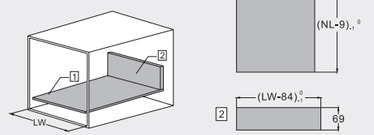

Runner Installation

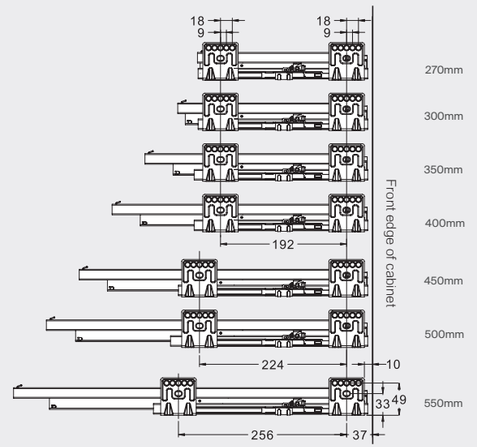

INSTALLATION STRUCTION

POBOX

H=80mm installation instruction (Front panel assembling hole distance 32mm)

Inside cabinet dimension

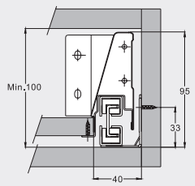

Front panel mounting positions

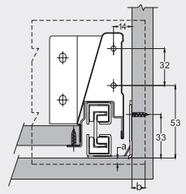

Front fixing brackets positions

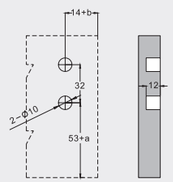

Back panel mounting positions

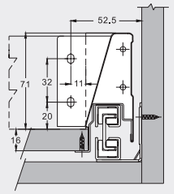

H=130mm installation instruction with drawing bars (Front panel assembling hole distance 32mm)

Inside cabinet dimension

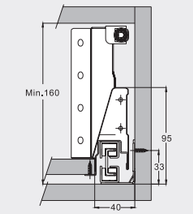

Front panel mounting positions

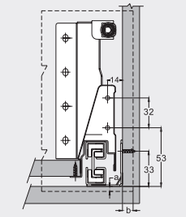

Front fixing brackets positions

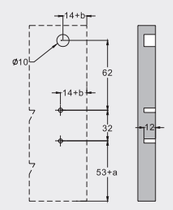

Back panel mounting positions

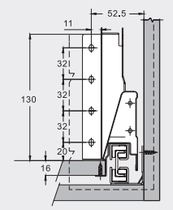

H=190mm installation instruction with drawing bars (Front panel assembling hole distance 32mm)

Inside cabinet dimension

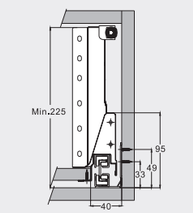

Front panel mounting positions

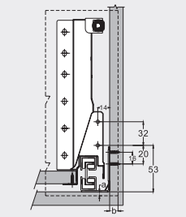

Front fixing brackets positions

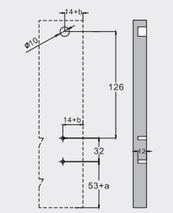

Back panel mounting positions

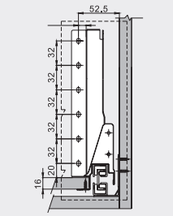

H=Any height installation instruction with drawing bars (Front panel assembling hole distance 32mm)

Inside cabinet dimension

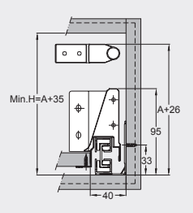

Front panel mounting positions

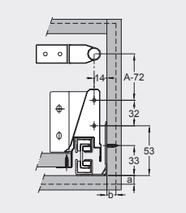

Front fixing brackets positions

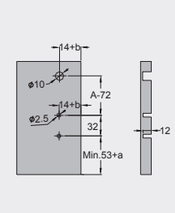

Back panel mounting positions

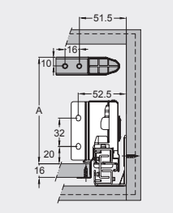

Installation instruction

Back panel mounting

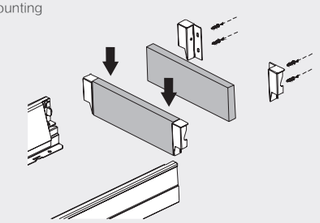

Bottom panel mounting

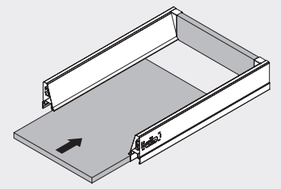

Installation instruction

Front panel mounting

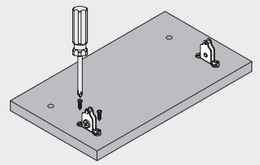

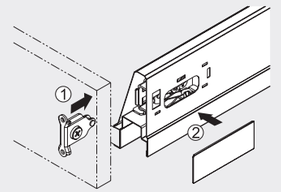

Installation instruction

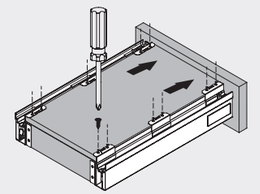

Hightened Drawrod installing

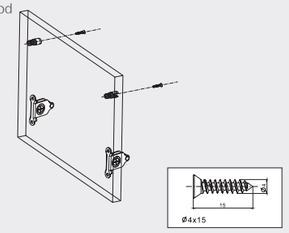

Installation instruction

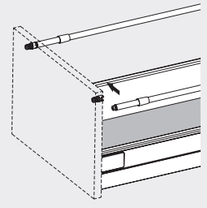

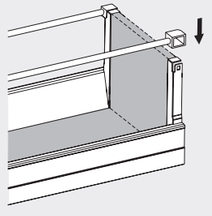

INSTALLATION STRUCTION

POBOX

Installation instruction

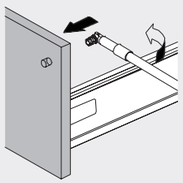

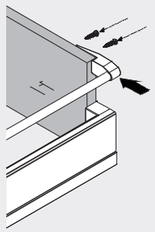

Installation instruction

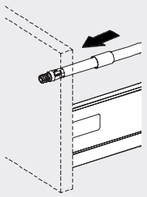

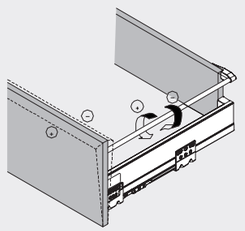

Installation instruction

Drawer mounting

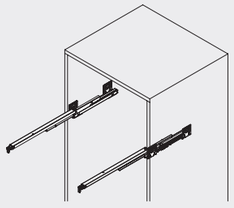

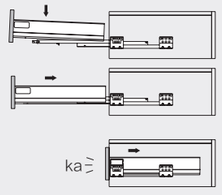

Installation instruction

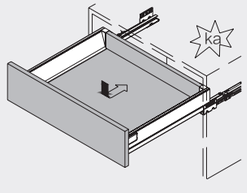

Installation instruction

Front panel height adjustment: ± 2mm

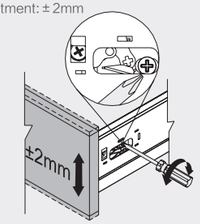

Front panel side adjustment: ± 1.5mm

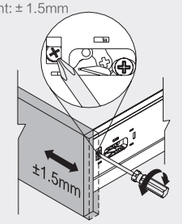

Installation instruction

Drawer box disassembly

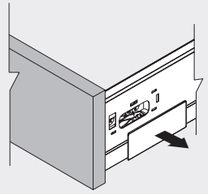

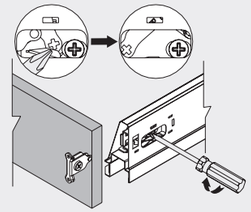

Installation instruction

Drawer box disassembly

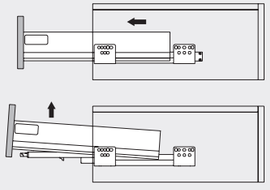

HUGGEN SYSTEM

50000

50000 LIFE CYCLES



PUSH TO OPEN WITH SOFT CLOSING SYSTEM, ONE TOUCH ANYWHERE

Push to open with soft closing system, touch anywhere of front panel, the drawer can be pulled out softly,which meet the design of handle free or inner drawer used.

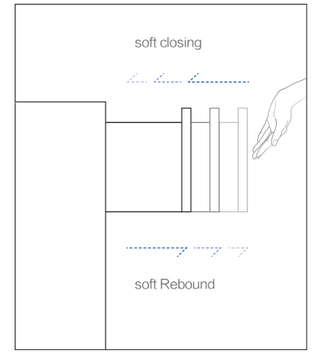





HUGGEN SYSTEM

Suitable for LED Glass magic box*、Glass magic box*、Magic box*、
Regic box*、Cobox*、Full extension concealed slide*

Design | The Installation | SOFT closing inside



Huggen system	
Item code	The complete set basic components includes
	1.Rebound system 1X2
DBPE.PB.BAR	2.Sync-bar

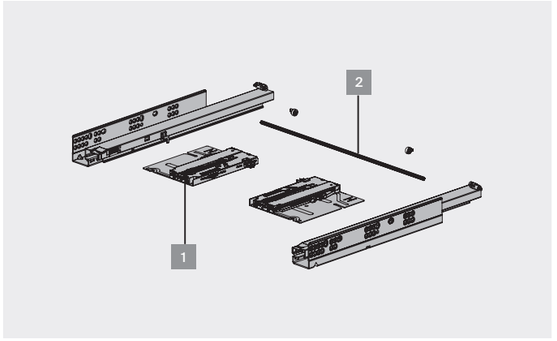

1 Rebound system(Left/Right)	
Description	Rebound system(Left/Right)
	DBPE.PB

2 Sync-bar	
Description	Sync-bar
	DBPE.BAR

Installation instruction

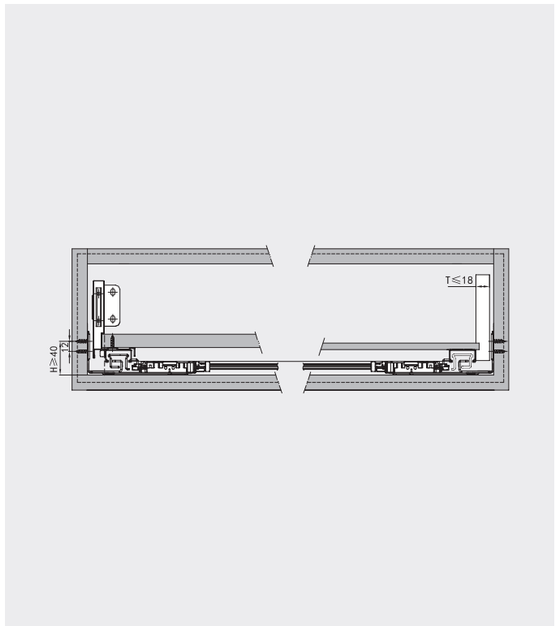



*LED glass magic box, see page 021-034、*Glass magic box, see page035-048、regic box, see page 049-062、*Cobox, see page 063-076、
*HUGGEN concealed slide, see page 133-148

Installation instruction

1

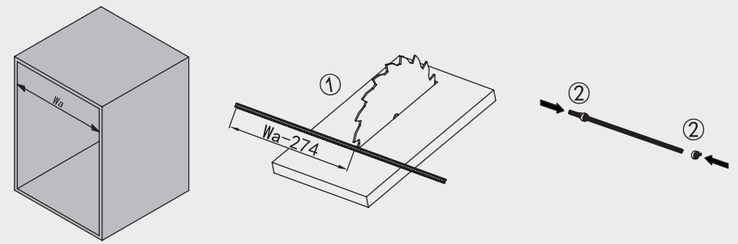

Installation instruction

2

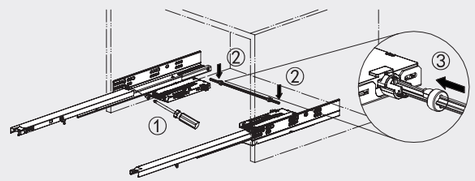

3

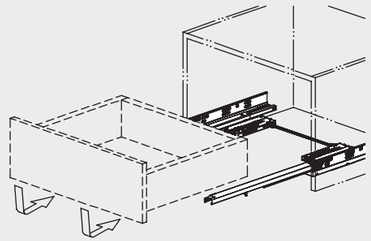

Installation instruction

4

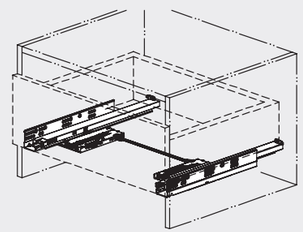

5

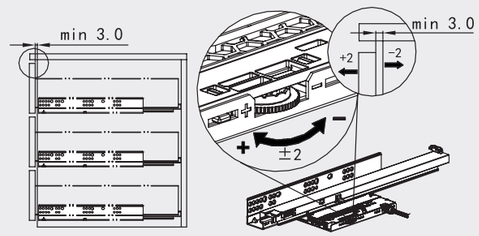



UNDERSINK OF DRAWER BOX - PLASTIC

H80/H120

Suitable for LED Magic box、Magic box、Regic box、Cobox

Design | The Installation



UNDERSINK OF DRAWER BOX – PLASTIC	
Item code	The complete set basic components includes
	1.U shape undersink
H=80mm	
DA5102E3.A.DG	
H=120mm	
DA5102E3.B.DG	

Remark:H80mm Minimum installation height: 115mm:
H120 Minimum installation height: 155mm

Magic box、Regic box 16mm board cutting size

Size	Hmin
H80	63
H120	101

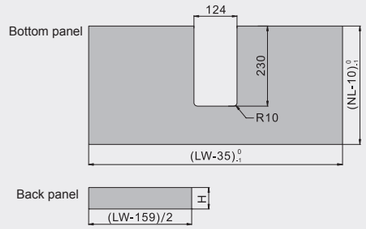

Cobox 16mm board cutting size

Size	Hmin
H80	63
H120	101

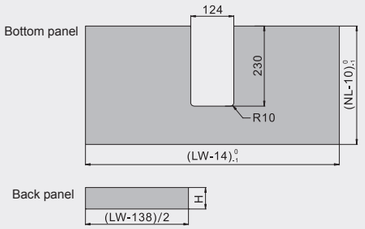

Magic box、Regic box sink installation instruction

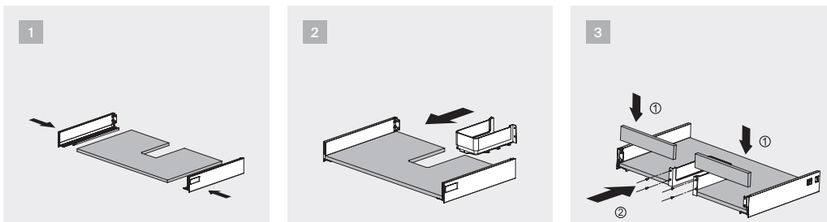

Cobox sink installation instruction

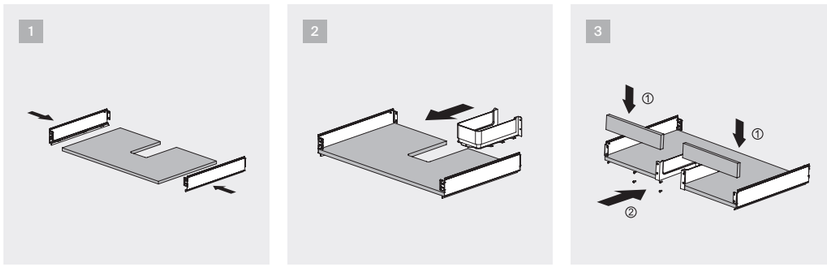



UNDERSINK OF DRAWER BOX - STEEL

H80

Suitable for Magic box、Regic box

Design | The Installation



UNDERSINK OF DRAWER BOX – STEEL		
Nominal length	Item code	The complete set basic components includes
		1.Steel panel undersink
350	DA5102E1.(A) A3.(B)	
400	DA5102E1.(A) A4.(B)	
450	DA5102E1.(A) A5.(B)	
500	DA5102E1.(A) A6.(B)	
550	DA5102E1.(A) A7.(B)	

Remarks: (A):Cabinet width:060/080/090/100/120
(B):Cabinet width(WT)/Dark grey(DG)
Minimum installation height 115mm

16mm board cutting size

Side panel:18mm

Cabinet width / Nominal length	600mm		800mm		900mm		1000mm		1200mm	
	A	B	A	B	A	B	A	B	A	B
350mm	247mm	273mm	247mm	273mm			447mm	273mm	647mm	273mm
400mm	277mm	253mm	477mm	253mm	577mm	253mm	577mm	253mm	777mm	253mm
450mm	277mm	303mm	477mm	303mm	577mm	303mm	577mm	303mm	777mm	303mm
500mm	277mm	353mm	477mm	353mm	577mm	353mm	577mm	353mm	777mm	353mm
550mm	277mm	403mm	477mm	403mm	577mm	403mm	577mm	403mm	777mm	403mm

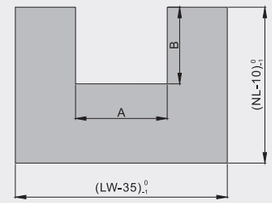

Installation instruction

1

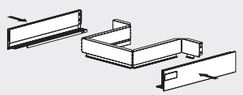

2

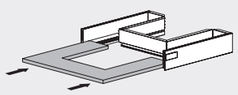

3

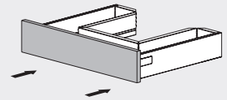

INNER DRAWER BOX SYSTEM





INNER MAGIC BOX - Elegant and fashionable design brings you a better experience of home space.

INNER MAGIC BOX

INNER DRAWER BOX

H80 Inner aluminium panel

Suitable for LED Glass Magic box、Glass Magic box、
Magic box、Regic box

Design The Installation

Product



Features

H80mm,aluminum panel
Used with large angle hinge (≥165°)
16/18mm cabinet side panels for option
Suitable for LED glass magic box ，magic box, regic box

Application

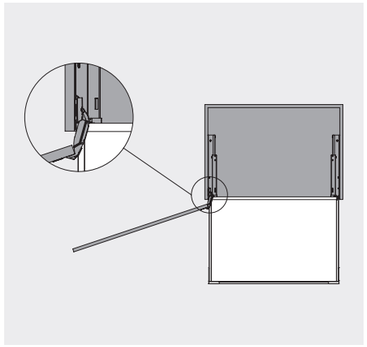

H=80mm inner drawer components	
Item code	The complete set basic components includes
	1.Plastic bracket Left/Rjght
DA6104ES.040A.(ᴬ)	2.Inner front cover Left/Right
DA6104ES.045A.(ᴬ)	3.Aluminium front panel
DA6104ES.050A.(ᴬ)	
DA6104ES.055A.(ᴬ)	
DA6104ES.060A.(ᴬ)	
DA6104ES.080A.(ᴬ)	
DA6104ES.090A.(ᴬ)	
DA6104ES.100A.(ᴬ)	
DA6104ES.120A.(ᴬ)	

Cutting instruction

Cutting of aluminium front panel

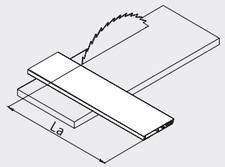

La=(LW−127) 0 -1 LW=Inner Cabinet Width

Remarks: (ᴬ):Color: Matt white(WT)/ Dark grey(DG)

1 Plastic bracket Left/Rjght

Description	Plastic bracket Left/Rjght
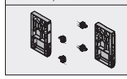	DA6101E4.80.(ᴬ)
	Remarks:(ᴬ):Color: Matt white(WT)/Dark grey(DG)

2 Inner front cover Left/Right

Description	Inner front cover Left/Right
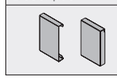	DA6102E3.80.(ᴬ)
	Remarks:(ᴬ):Color: Matt white(WT)/Dark grey(DG)

3 Aluminum front panel

Description	Aluminium front panel
	DA6103E3.(ᴬ) A.(ᴮ)
	Remarks:(ᴬ):Cabinet width:040/045/050/055/060/080/090/100/120 (ᴮ):Color: Matt white(WT)/Dark grey(DG)

Installation instruction

1

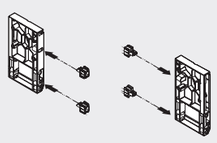

2

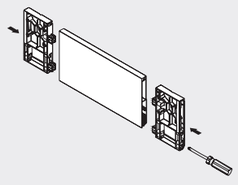

3

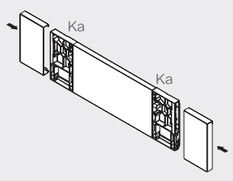

4 LED Magic box Front fixing brackets mounting

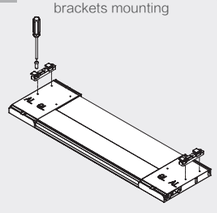

INNER DRAWER BOX

H80 Inner aluminium panel–Used with plastic spacer

Suitable for LED Glass Magic box、Glass Magic box、
Magic box

Design The Installation

Product



Features

H80mm,aluminum panel
Used with regular hinge (95°-110°)
Used with plastic pad
16/18mm cabinet side panels for option
Suitable for LED glass magic box ，magic box, regic box

Application

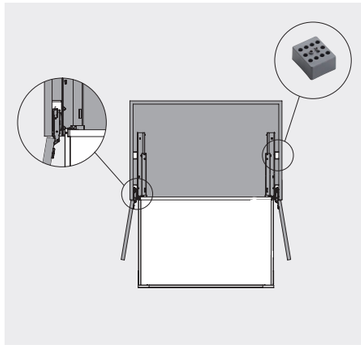

H=80mm inner drawer components–Used with plastic pad	
Item code	The complete set basic components includes
	1.Plastic bracket Left/Rjght
DA6104ED.040A.(ᴬ)	2.Inner front cover Left/Right
DA6104ED.045A.(ᴬ)	3.Aluminium front panel
DA6104ED.050A.(ᴬ)	
DA6104ED.055A.(ᴬ)	
DA6104ED.060A.(ᴬ)	
DA6104ED.080A.(ᴬ)	
DA6104ED.090A.(ᴬ)	
DA6104ED.100A.(ᴬ)	
DA6104ED.120A.(ᴬ)	

Cutting instruction

Cutting of aluminium front panel

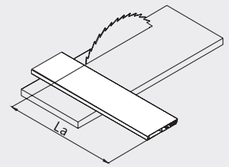

La=(LW−173) 0 -1 LW=Inner Cabinet Width

Remarks: (ᴬ):Color: Matt white(WT)/Dark grey(DG)

1 Plastic bracket Left/Rjght

Description	Plastic bracket Left/Rjght
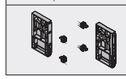	DA6101E4.80.(ᴬ)
	Remarks:(ᴬ):Color: Matt white(WT)/Dark grey(DG)

2 Inner front cover Left/Right

Description	Inner front cover Left/Right
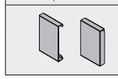	DA6102E3.80.(ᴬ)
	Remarks:(ᴬ):Color: Matt white(WT)/Dark grey(DG)

3 Aluminium front panel

Description	Aluminium front panel
	DA6103E3.(ᴬ) A.(ᴮ)
	Remarks:(ᴬ):Cabinet width:040/045/050/055/060/080/090/100/120 (ᴮ):Color: Matt white(WT)/Dark grey(DG)

Brackets–Plastic spacer*(An additional order of 4 is required)

Description	Plastic spacer(front/back)
	DA6201E.(ᴬ)
	Remarks:(ᴬ):Color: Mocca(MCA)/Dark grey(DG)

Installation instruction

Magic box、Regic box Front fixing brackets mounting

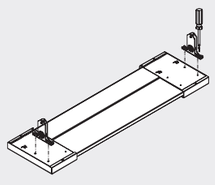

5

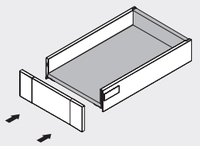

*Plastic spacer, see page 123

INNER DRAWER BOX

H80 Inner glass panel

Suitable for LED Glass Magic box、Glass Magic box、
Magic box

Design The Installation

Product



Features

H80mm,glass panel
Used with large angle hinge (≥165°)
16/18mm cabinet side panels for option
Suitable for LED glass magic box ，magic box, regic box

Application

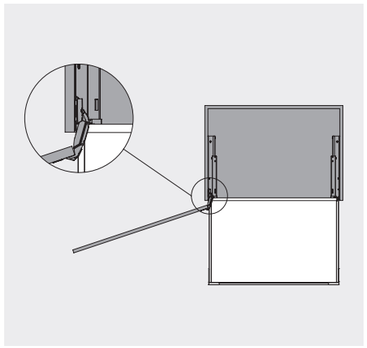

H=80mm inner drawer components	
订货号	The complete set basic components includes
	1.Plastic bracket Left/Rjgh
DA6103ES.040A.(ᴬ)	2.Inner front cover Left/Right
DA6103ES.045A.(ᴬ)	3.Aluminium panel
DA6103ES.050A.(ᴬ)	4.Inner glass panel
DA6103ES.055A.(ᴬ)	
DA6103ES.060A.(ᴬ)	
DA6103ES.080A.(ᴬ)	
DA6103ES.090A.(ᴬ)	
DA6103ES.100A.(ᴬ)	
DA6103ES.120A.(ᴬ)	

Remarks: (ᴬ): Color: Matt white(WT)/Dark grey(DG)

Cutting instruction

Cutting of glass holder

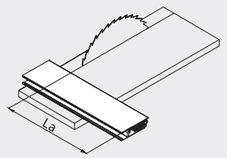

La=(LW−127) ⁰₋₂ LW=Inner Cabinet Width

Cutting of glass

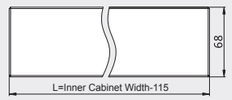

Glass thickness:8mm

1 Plastic bracket Left/Rjght

Description	Plastic bracket Left/Rjght
	DA6101E4.80.(ᴬ)
	Remarks:(ᴬ):Color: Matt white(WT)/Dark grey(DG)

2 Inner front cover Left/Right

Description	Inner front cover Left/Right
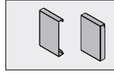	DA6102E3.80.(ᴬ)
	Remarks:(ᴬ):Color: Matt white(WT)/Dark grey(DG)

3 Aluminium panel

Description	Aluminium panel
	DA6103E2.(ᴬ) A.(ᴮ)
	Remarks:(ᴬ):Cabinet width:040/045/050/055/060/080/090/100/120 (ᴮ):Color: Matt white(WT)/Dark grey(DG)

4 Inner glass panel

Description	Inner glass panel
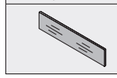	DA6105E1.(ᴬ) A.TR
	Remarks:(ᴬ):Cabinet width:040/045/050/055/060/080/090/100/120

Installation instruction

1

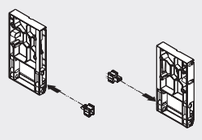

2

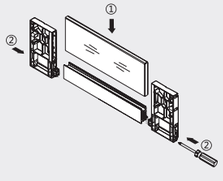

3

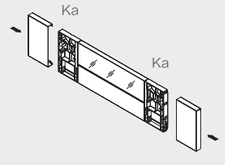

4 LED Magic box Front fixing brackets mounting

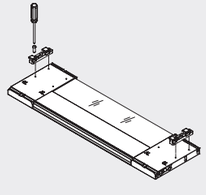

INNER DRAWER BOX

H80 Inner glass panel −Used with plastic spacer

Suitable for LED Glass Magic box、Glass Magic box、
Magic box

Design The Installation

Product



Features

H80mm,glass panel
Used with regular hinge (95°-110°)
Used with plastic pad
16/18mm cabinet side panels for option
Suitable for LED glass magic box ，magic box, regic box

Application

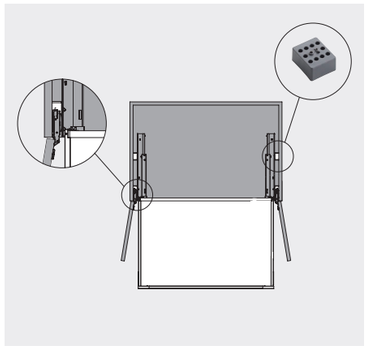

H=80mm inner drawer components−Used with plastic pad	
Item code	The complete set basic components includes
	1.Plastic bracket Left/Rjgh
DA6103ED.040A.(ᴬ)	2.Inner front cover Left/Right
DA6103ED.045A.(ᴬ)	3.Aluminium panel
DA6103ED.050A.(ᴬ)	4.Inner glass panel
DA6103ED.055A.(ᴬ)	
DA6103ED.060A.(ᴬ)	
DA6103ED.080A.(ᴬ)	
DA6103ED.090A.(ᴬ)	
DA6103ED.100A.(ᴬ)	
DA6103ED.120A.(ᴬ)	

Remarks: (ᴬ):Color: Matt white(WT)/Dark grey(DG)

Cutting instruction

Cutting of glass holder

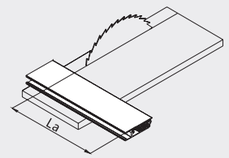

La=(LW−173) ⁰₋₂ LW=Inner Cabinet Width

Cutting of glass

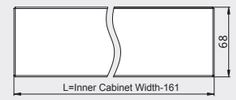

Glass thickness:8mm

1 Plastic bracket Left/Rjght

Description	Plastic bracket Left/Rjght
	DA6101E4.80.(ᴬ)
	Remarks:(ᴬ):Color:Matt white (WT)/Dark grey(DG)

2 Inner front cover Left/Right

Description	Inner front cover Left/Right
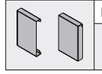	DA6102E3.80.(ᴬ)
	Remarks:(ᴬ):Color: Matt white (WT)/Dark grey(DG)

3 Aluminium panel

Description	Aluminium panel
	DA6103E2.(ᴬ) A.(ᴮ)
	Remarks:(ᴬ):Cabinet width:040/045/050/055/060/080/090/100/120 (ᴮ):Color: Matt white(WT)/Dark grey(DG)

4 Inner glass panel

Description	Inner glass panel
	DA6105E1.(ᴬ) A.TR
	Remarks:(ᴬ):Cabinet width:040/045/050/055/060/080/090/100/120

Brackets−Plastic spacer*(An additional order of 4 is required)

Description	Plastic spacer(front/back)
	DA6201E.(ᴬ)
	Remarks:(ᴬ):Color: Mocca(MCA)/Dark grey(DG)

Installation instruction

Magic box、Regic box Front fixing brackets mounting

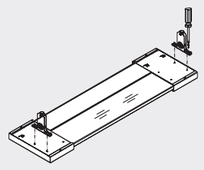

5

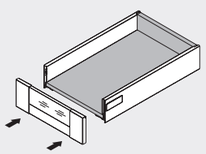

INNER DRAWER BOX

H120 Inner aluminium panel

Suitable for LED Glass Magic box、Glass Magic box、
Magic box

Design The Installation

Product



Features

H120mm,aluminum panel
Used with large angle hinge (≥165°)
16/18mm cabinet side panels for option
Suitable for LED glass magic box ，magic box, regic box

Application

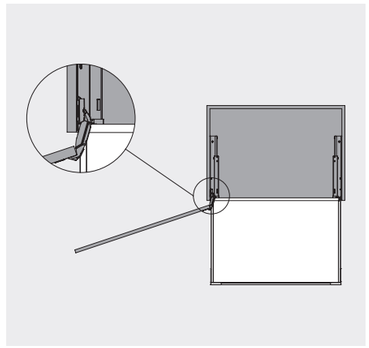

H=120mm inner drawer components	
Item code	The complete set basic components includes
	1.Plastic bracket Left/Rjght
DA6104ES.040B.(ᴬ)	2.Inner front cover Left/Right
DA6104ES.045B.(ᴬ)	3.Aluminium front panel
DA6104ES.050B.(ᴬ)	
DA6104ES.055B.(ᴬ)	
DA6104ES.060B.(ᴬ)	
DA6104ES.080B.(ᴬ)	
DA6104ES.090B.(ᴬ)	
DA6104ES.100B.(ᴬ)	
DA6104ES.120B.(ᴬ)	

Remarks: (ᴬ):Color: Matt white(WT)/Dark grey(DG)

Cutting instruction

Cutting of aluminium front panel

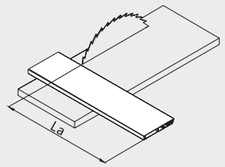

La=(LW−127) ⁰₋₁ LW=Inner Cabinet Width

1 Plastic bracket Left/Rjght

Description	Plastic bracket Left/Rjght
	DA6101E4.120.(ᴬ)
	Remarks:(ᴬ):Color: Matt white(WT)/Dark grey(DG)

2 Inner front cover Left/Right

Description	Inner front cover Left/Right
	DA6102E3.120.(ᴬ)
	Remarksv:(ᴬ):Color: Matt white(WT)/Dark grey(DG)

3 Aluminium front panel

Description	Aluminium front panel
	DA6103E3.(ᴬ) A.(ᴮ)
	Remarks:(ᴬ):Cabinet width:040/045/050/055/060/080/090/100/120 (ᴮ):Color: Matt white(WT)/Dark grey(DG)

Installation instruction

1

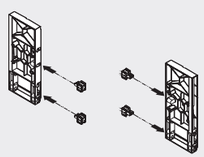

2

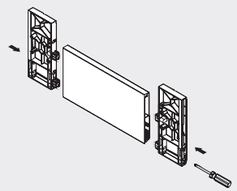

3

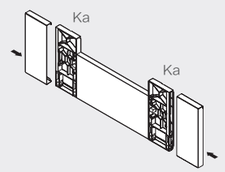

4 LED Magic box Front fixing brackets mounting

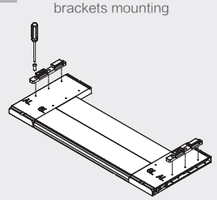

INNER DRAWER BOX

H120 Inner aluminium panel−Used with plastic spacer

Suitable for LED Glass Magic box、Glass Magic box、
Magic box

Design The Installation

Product



Features

H120mm,aluminum panel
Used with regular hinge (95°-110°)
Used with plastic pad
16/18mm cabinet side panels for option
Suitable for LED glass magic box ，magic box, regic box

Application

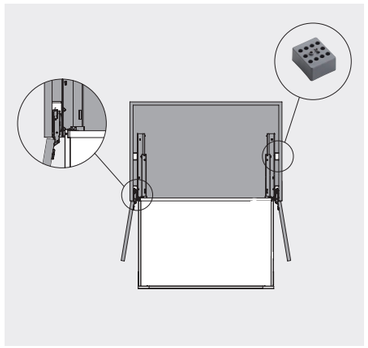

H=120mm inner drawer components−Used with plastic pad	
Item code	The complete set basic components includes
	1.Plastic bracket Left/Rjght
DA6104ED.040B.(ᴬ)	2.Inner front cover Left/Right
DA6104ED.045B.(ᴬ)	3.Aluminium front panel
DA6104ED.050B.(ᴬ)	
DA6104ED.055B.(ᴬ)	
DA6104ED.060B.(ᴬ)	
DA6104ED.080B.(ᴬ)	
DA6104ED.090B.(ᴬ)	
DA6104ED.100B.(ᴬ)	
DA6104ED.120B.(ᴬ)	

Remarks: (ᴬ):Color: Matt white(WT)/Dark grey(DG)

Cutting instruction

Cutting of aluminium front panel

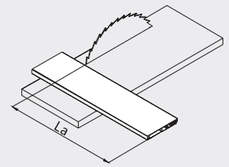

La=(LW−173) ⁰₋₁ LW=Inner Cabinet Width

1 Plastic bracket Left/Rjght

Description	Plastic bracket Left/Rjght
	DA6101E4.120.(ᴬ)
	Remarks:(ᴬ):Color: Matt white(WT)/Dark grey(DG)

2 Inner front cover Left/Right

Description	Inner front cover Left/Right
	DA6102E3.120.(ᴬ)
	Remarks:(ᴬ):Color: Matt white(WT)/Dark grey(DG)

3 Aluminium front panel

Description	Aluminium front panel
	DA6103E3.(ᴬ) A.(ᴮ)
	Remarks:(ᴬ):Cabinet width:040/045/050/055/060/080/090/100/120 (ᴮ):Color: Matt white(WT)/Dark grey(DG)

Brackets−Plastic spacer*(An additional order of 4 is required)

Description	Plastic spacer(front/back)
	DA6201E.(ᴬ)
	Remarks:(ᴬ):Color: Mocca(MCA)/Dark grey(DG)

Installation instruction

Magic box、 Regic box Front fixing brackets mounting

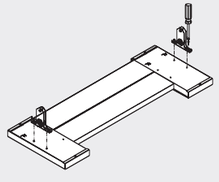

5

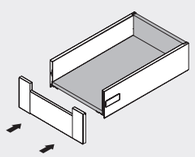

*Plastic spacer, see page 123

INNER DRAWER BOX

H120 Inner glass panel

Suitable for LED Glass Magic box、Glass Magic box、
Magic box

Design The Installation

Product



Features

H120mm,glass panel
Used with large angle hinge (≥165°)
16/18mm cabinet side panels for option
Suitable for LED glass magic box ，magic box, regic box

Application

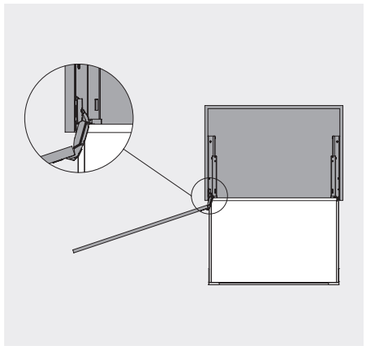

H=120mm inner drawer components	
Item code	The complete set basic components includes
	1.The complete set basic components includes
DA6103ES.040B.(ᴬ)	2.Inner front cover Left/Right
DA6103ES.045B.(ᴬ)	3.Aluminium panel
DA6103ES.050B.(ᴬ)	4.Inner glass panel
DA6103ES.055B.(ᴬ)	
DA6103ES.060B.(ᴬ)	
DA6103ES.080B.(ᴬ)	
DA6103ES.090B.(ᴬ)	
DA6103ES.100B.(ᴬ)	
DA6103ES.120B.(ᴬ)	

Remarks: (ᴬ):Color: White(WT)/Dark grey(DG)

Cutting instruction

Cutting of glass holder

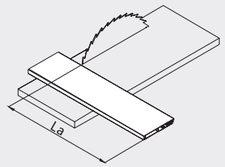

La=(LW−127) LW:Inner Cabinet Width

Cutting of glass

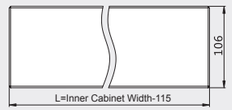

Glass thickness:8mm

1 Plastic bracket Left/Rjght

Description	Plastic bracket Left/Rjght
	DA6101E4.120.(ᴬ)
	Remarks:(ᴬ):Color: White(WT)/Dark grey(DG)

2 Inner front cover Left/Right

Description	Inner front cover Left/Right
	DA6102E3.120.(ᴬ)
	Remarks:(ᴬ):Color: White(WT)/Dark grey(DG)

3 Aluminium panel

Description	Aluminium panel
	DA6103E2.(ᴬ) A.(ᴮ)
	Remarks:(ᴬ):Cabinet width:040/045/050/055/060/080/090/100/120 (ᴮ):Color: White(WT)/Dark grey(DG)

4 Inner glass panel

Description	Inner glass panel
	DA6105E1.(ᴬ) C.TR
	Remarks:(ᴬ):Cabinet width:040/045/050/055/060/080/090/100/120

Installation instruction

1

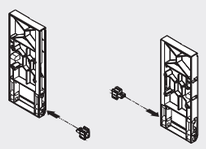

2

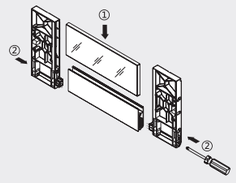

3

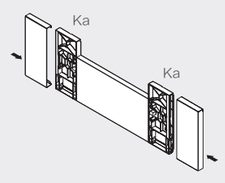

4 LED Magic box Front fixing brackets mounting

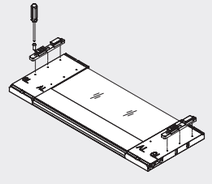

INNER DRAWER BOX

H120 Inner glass panel −Used with plastic spacer

Suitable for LED Glass Magic box、Glass Magic box、
Magic box

Design The Installation

Product



Features

H120mm,glass panel
Used with regular hinge (95°-110°)
Used with plastic pad
16/18mm cabinet side panels for option
Suitable for LED glass magic box ，magic box, regic box

Application

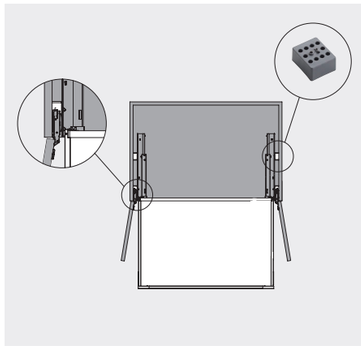

H=120mm inner drawer components−Used with plastic pad	
Item code	The complete set basic components includes
	1.Plastic bracket Left/Rjght
DA6103ED.040B.(ᴬ)	2.Inner front cover Left/Right
DA6103ED.045B.(ᴬ)	3.Aluminium panel
DA6103ED.050B.(ᴬ)	4.Inner front cover Left/Right
DA6103ED.055B.(ᴬ)	
DA6103ED.060B.(ᴬ)	
DA6103ED.080B.(ᴬ)	
DA6103ED.090B.(ᴬ)	
DA6103ED.100B.(ᴬ)	
DA6103ED.120B.(ᴬ)	

Remarks: (ᴬ):Color: White(WT)/Dark grey(DG)

Cutting instruction

Cutting of glass holder

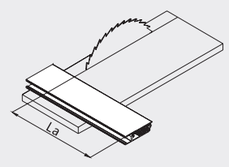

La=(LW−173) LW:Inner Cabinet Width

Cutting of glass

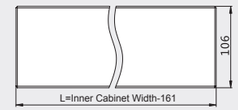

Glass thickness: 8mm

1 Plastic bracket Left/Rjght

Description	Plastic bracket Left/Rjght
	DA6101E4.120.(ᴬ)
	Remarks:(ᴬ):Color: White(WT)/ Dark grey(DG)

2 Inner front cover Left/Right

Description	Inner front cover Left/Right
	DA6102E3.120.(ᴬ)
	Remarks:(ᴬ):Color: White(WT)/ Dark grey(DG)

3 Aluminium panel

Description	Aluminium panel
	DA6103E2.(ᴬ) A.(ᴮ)
	Remarks:(ᴬ):Cabinet width:040/045/050/055/060/080/090/100/120 (ᴮ):Color: White(WT)/Dark grey(DG)

4 Inner glass panel

Description	Inner glass panel
	DA6105E1.(ᴬ) C.TR
	Remarks:(ᴬ):Cabinet width:040/045/050/055/060/080/090/100/120

Brackets−Plastic spacer*(An additional order of 4 is required)

Description	Plastic spacer(front/back)
	DA6201E.(ᴬ)
	Remarks:(ᴬ):Color: Mocca(MCA)/Dark grey(DG)

Installation instruction

Magic box、 Regic box Front fixing brackets mounting

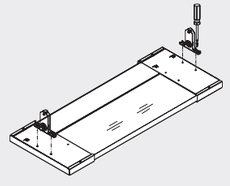

5

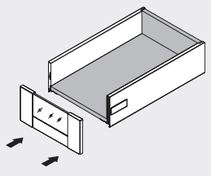

*Plastic spacer, see page 123

INNER DRAWER BOX

H170 Inner aluminium panel

Suitable for LED Glass Magic box、Glass Magic box、
Magic box

Design The Installation

Product



Features

H170mm,aluminum panel
Used with large angle hinge (≥165°)
16/18mm cabinet side panels for option
Suitable for LED glass magic box ，magic box, regic box

Application

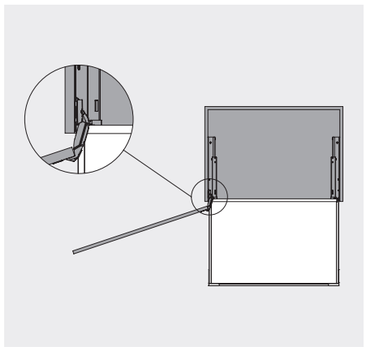

H=170mm inner drawer components	
Item code	The complete set basic components includes
	1.Plastic bracket Left/Rjght
DA6104ES.040C.(A)	2.Inner front cover Left/Right
DA6104ES.045C.(A)	3.Aluminium front panel
DA6104ES.050C.(A)	4.Inner aluminium bar
DA6104ES.055C.(A)	
DA6104ES.060C.(A)	
DA6104ES.080C.(A)	
DA6104ES.090C.(A)	
DA6104ES.100C.(A)	
DA6104ES.120C.(A)	

Cutting instruction

Cutting of aluminium front panel

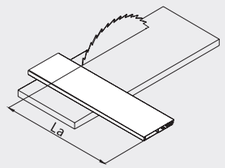

La=(LW−127) $^{0}_{-1}$ LW=Inner Cabinet Width

Cutting of aluminium bar

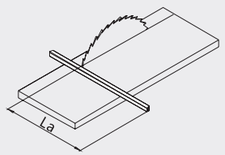

La=(LW−83) ± 0.5 LW=Inner Cabinet Width

Remarks: (A):Color: White(WT)/Dark grey(DG)

1 Plastic bracket Left/Rjght

Description	Plastic bracket Left/Rjght
	DA6101E4.170.(A)
	Remarks:(A):Color: White(WT)/Dark grey(DG)

2 Inner front cover Left/Right

Description	Inner front cover Left/Right
	DA6102E3.170.(A)
	Remarks:(A):Color: White(WT)/Dark grey(DG)

3 Aluminium front panel

Description	Aluminium front panel
	DA6103E3.(A) A.(B)
	Remarks:(A):Cabinet width:040/045/050/055/060/080/090/100/120 (B):Color: White(WT)/Dark grey(DG)

4 Inner aluminium bar

Description	Inner aluminium bar
	DA6104E2.(A) C.(B)
	Remarks:(A):Cabinet width:040/045/050/055/060/080/090/100/120 (B):Color: White(WT)/Dark grey(DG)

Installation instruction

1

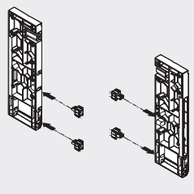

2

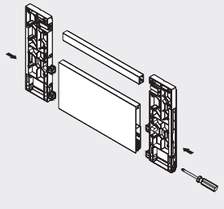

3

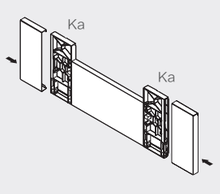

4 LED Magic box Front fixing brackets mounting

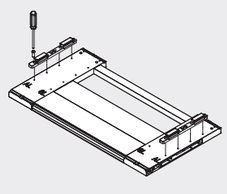

INNER DRAWER BOX

H170 Inner aluminium panel−Used with plastic spacer

Suitable for LED Glass Magic box、Glass Magic box、
Magic box

Design The Installation

Product



Features

H170mm,aluminum panel
Used with regular hinge (95°-110°)
Used with plastic pad
16/18mm cabinet side panels for option
Suitable for LED glass magic box ，magic box, regic box

Application

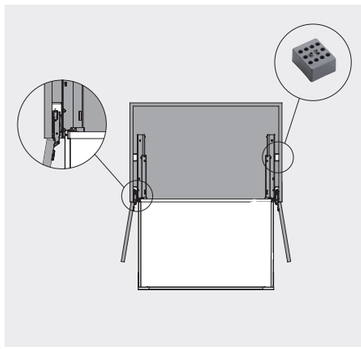

H=170mm inner drawer components−Used with plastic pad	
Item code	The complete set basic components includes
	1.Plastic bracket Left/Right
DA6104ED.040C.(A)	2.Inner front cover Left/Right
DA6104ED.045C.(A)	3.Aluminium front panel
DA6104ED.050C.(A)	4.Inner aluminium bar
DA6104ED.055C.(A)	
DA6104ED.060C.(A)	
DA6104ED.080C.(A)	
DA6104ED.090C.(A)	
DA6104ED.100C.(A)	
DA6104ED.120C.(A)	

Cutting instruction

Cutting of aluminium front panel

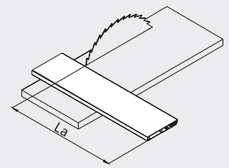

La=(LW−173) $^{0}_{-1}$ LW=Inner Cabinet Width

Cutting of aluminium bar

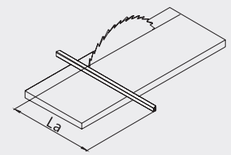

La=(LW−129) ± 0.5 LW=Inner Cabinet Width

Remarks: (A):Color: White(WT)/Dark grey(DG)

1 Plastic bracket Left/Rjght

Description	Plastic bracket Left/Rjght
	DA6101E4.170.(A)
	Remarks:(A):Color: White(WT)/ Dark grey(DG)

2 Inner front cover Left/Right

Description	Inner front cover Left/Right
	DA6102E3.170.(A)
	Remarks:(A):Color: White(WT)/ Dark grey(DG)

3 Aluminium front panel

Description	Aluminium front panel
	DA6103E2.(A) A.(B)
	Remarks:(A):Cabinet width:040/045/050/055/060/080/090/100/120 (B):Color: White(WT)/Dark grey(DG)

4 Inner aluminium bar

Description	Inner aluminium bar
	DA6104E2.(A) C.(B)
	Remarks:(A):Cabinet width:040/045/050/055/060/080/090/100/120 (B):Color: White(WT)/Dark grey(DG)

Brackets−Plastic spacer*(An additional order of 4 is required)

Description	Plastic spacer(front/back)
	DA6201E.(A)
	Remarks:(A):Color: Mocca(MCA)/Dark grey(DG)

Installation instruction

Magic box、Regic box Front fixing brackets mounting

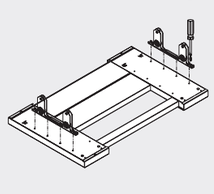

5

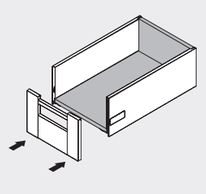

*Plastic spacer, see page 123

INNER DRAWER BOX

H170 Inner glass panel

Suitable for LED Glass Magic box、Glass Magic box、
Magic box

Design The Installation

Product



Features

H170mm,glass panel
Used with large angle hinge (≥165°)
16/18mm cabinet side panels for option
Suitable for LED glass magic box ，magic box, regic box

Application

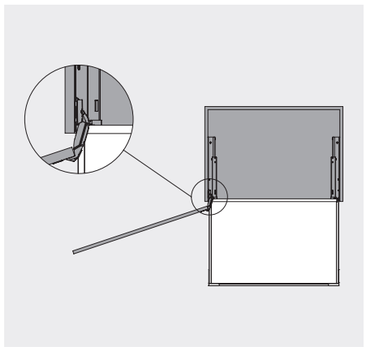

H=170mm inner drawer components	
Item code	The complete set basic components includes
	1.Plastic bracket Left/Rjght
DA6103ES.040C.(A)	2.Inner front cover Left/Right
DA6103ES.045C.(A)	3.Aluminium panel
DA6103ES.050C.(A)	4.Inner glass panel
DA6103ES.055C.(A)	
DA6103ES.060C.(A)	
DA6103ES.080C.(A)	
DA6103ES.090C.(A)	
DA6103ES.100C.(A)	
DA6103ES.120C.(A)	

Cutting instruction

Cutting of glass holder

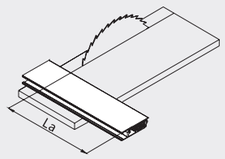

La=(LW−127) ⁰₋₁ LW=Inner Cabinet Width

Cutting of glass

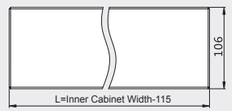

Glass thickness: 8mm

Remarks: (A):Color: White(WT)/Dark grey(DG)

1 Plastic bracket Left/Rjght

Description	Plastic bracket Left/Rjght
	DA6101E4.170.(A)
	Remarks:(A):Color: White(WT)/Dark grey(DG)

2 Inner front cover Left/Right

Description	Inner front cover Left/Right
	DA6102E3.170.(A)
	Remarks:(A):Color: White(WT)/Dark grey(DG)

3 Aluminium panel

Description	Aluminium panel
	DA6103E2.(A) A.(B)
	Remarks:(A):Cabinet width:040/045/050/055/060/080/090/100/120 (B):Color: White(WT)/Dark grey(DG)

4 Inner glass panel

Description	Inner glass panel
	DA6105E1.(A) C.TR
	Remarks:(A):Cabinet width:040/045/050/055/060/080/090/100/120

Installation instruction

1

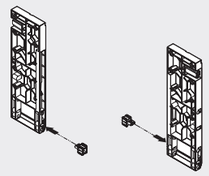

2

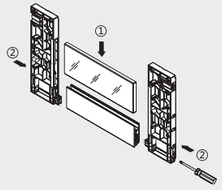

3

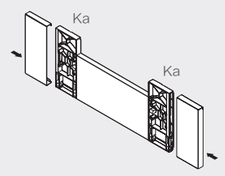

4 LED Magic box Front fixing brackets mounting

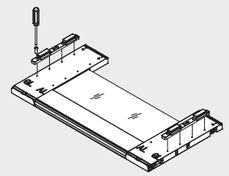

INNER DRAWER BOX

H170 Inner glass panel −Used with plastic spacer

Suitable for LED Glass Magic box、Glass Magic box、
Magic box

Design The Installation

Product



Features

H170mm,glass panel
Used with regular hinge (95°-110°)
Used with plastic pad
16/18mm cabinet side panels for option
Suitable for LED glass magic box ，magic box, regic box

Application

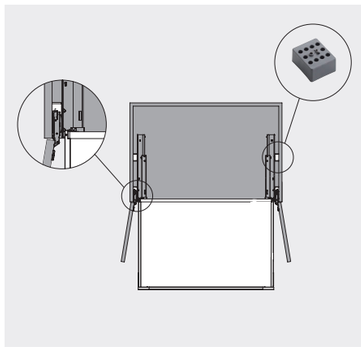

H=170mm inner drawer components−Used with plastic pad	
Item code	The complete set basic components includes
	1.Plastic bracket Left/Rjght
DA6103ED.040C.(A)	2.Inner front cover Left/Right
DA6103ED.045C.(A)	3.Aluminium panel
DA6103ED.050C.(A)	4.Inner glass panel
DA6103ED.055C.(A)	
DA6103ED.060C.(A)	
DA6103ED.080C.(A)	
DA6103ED.090C.(A)	
DA6103ED.100C.(A)	
DA6103ED.120C.(A)	

Cutting instruction

Cutting of glass holder

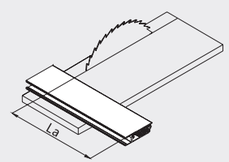

La=(LW−173) ⁰₋₁ LW=Inner Cabinet Width

Cutting of glass

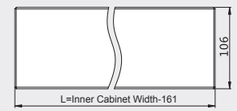

Glass thickness: 8mm

Remarks: (A):Color: White(WT)/Dark grey(DG)

1 Plastic bracket Left/Rjght

Description	Plastic bracket Left/Rjght
	DA6101E4.170.(A)
	Remarks:(A):Color: White(WT)/ Dark grey(DG)

2 Inner front cover Left/Right

Description	Inner front cover Left/Right
	DA6102E3.170.(A)
	Remarks:(A):Color: White(WT)/ Dark grey(DG)

3 Aluminium panel

Description	Aluminium panel
	DA6103E2.(A) A.(B)
	Remarks:(A):Cabinet width:040/045/050/055/060/080/090/100/120 (B):Color: White(WT)/Dark grey(DG)

4 Inner glass panel

Description	Inner glass panel
	DA6105E1.(A) C.TR
	Remarks:(A):Cabinet width:040/045/050/055/060/080/090/100/120

Brackets−Plastic spacer*(An additional order of 4 is required)

Description	Plastic spacer(front/back)
	DA6201E.(A)
	Remarks:(A):Color: Mocca(MCA)/Dark grey(DG)

Installation instruction

Magic box、Regic box Front fixing brackets mounting

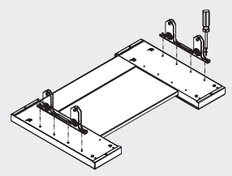

5

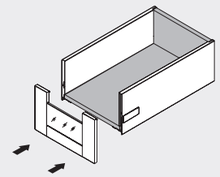

*Plastic spacer, see page 123


ORGANIC
ROLLED OATS



INNER DRAWER BOX - Full range accessories

INNER DRAWER BOX

INNER DRAWER BOX

H80 Inner aluminium panel

Suitable for Pobox

Design The Installation

Product



Features

H80mm,aluminum panel
Used with large angle hinge (≥165°)
16/18mm cabinet side panels for option
Suitable for pobox

Application

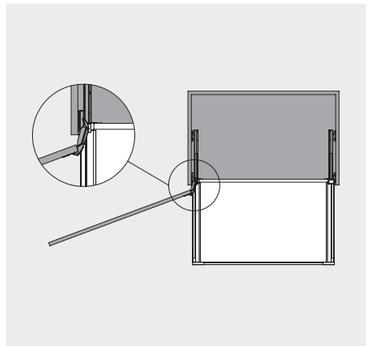

H=80mm inner drawer components	
Item code	The complete set basic components includes
	1.Plastic bracket Left/Rjght
DA6104DS.040A.(ᴬ)	2.Inner front cover Left/Right
DA6104DS.045A.(ᴬ)	3.Aluminium front panel
DA6104DS.050A.(ᴬ)	
DA6104DS.055A.(ᴬ)	
DA6104DS.060A.(ᴬ)	
DA6104DS.080A.(ᴬ)	
DA6104DS.090A.(ᴬ)	
DA6104DS.100A.(ᴬ)	
DA6104DS.120A.(ᴬ)	

Remarks: (ᴬ):Color: White(WT)/Silver(GR)

Cutting instruction

Cutting of aluminium front panel

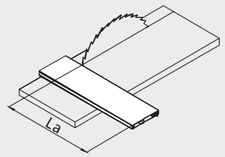

La=(LW−127) LW=Inner Cabinet Width

1 Plastic bracket Left/Rjght	
Description	Plastic bracket Left/Rjght
	DA6101D4.80.(ᴬ)
	Remarks:(ᴬ):Color: White(WT)/Silver(GR)

2 Inner front cover Left/Right	
Description	Inner front cover Left/Right
	DA6104D1.80.(ᴬ)
	Remarks:(ᴬ):Color: White(WT)/Silver(GR)

3 Aluminium front panel	
Description	Aluminium front panel
	DA6102D4.(ᴬ) A.(ᴮ)
	Remarks:(ᴬ):Cabinet width:040/045/050/055/060/080/090/100/120 (ᴮ):Color: White(WT)/Silver(GR)

Installation instruction

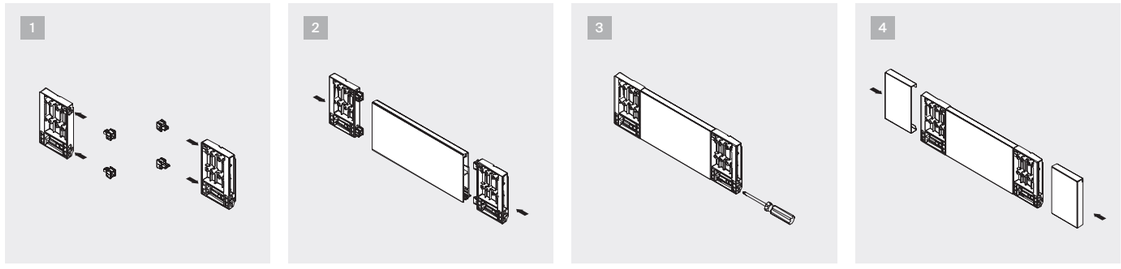

INNER DRAWER BOX

H80 Inner glass panel

Suitable for Pobox

Design The Installation

Product



Features

H80mm,glass panel
Used with large angle hinge (≥165°)
16/18mm cabinet side panels for option
Suitable for pobox

Application

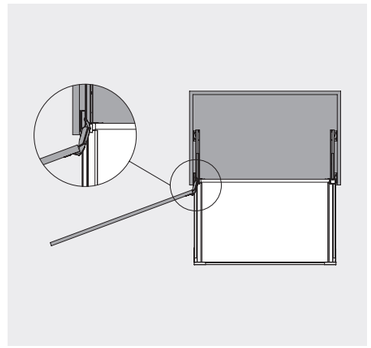

H=80mm inner drawer components	
Item code	The complete set basic components includes
	1.Plastic bracket Left/Rjght
DA6105DS.040A.(ᴬ)	2.Inner front cover Left/Right
DA6105DS.045A.(ᴬ)	3.Aluminium panel
DA6105DS.050A.(ᴬ)	4.Inner glass panel
DA6105DS.055A.(ᴬ)	
DA6105DS.060A.(ᴬ)	
DA6105DS.080A.(ᴬ)	
DA6105DS.090A.(ᴬ)	
DA6105DS.100A.(ᴬ)	
DA6105DS.120A.(ᴬ)	

Remarks: (ᴬ):Color: White(WT)/Silver(GR)

Installation instruction

Cutting of glass holder

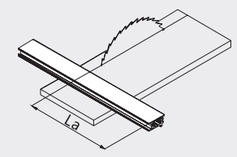

La=(LW−127) LW=Inner Cabinet Width

Cutting of glass

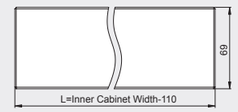

Glass thickness: 8mm

1 Plastic bracket Left/Rjght	
Description	Plastic bracket Left/Rjght
	DA6101D5.80.(ᴬ)
	Remarks:(ᴬ):Color: White(WT)/Silver(GR)

2 Inner front cover Left/Right	
Description	Inner front cover Left/Right
	DA6104D1.80.(ᴬ)
	Remarks:(ᴬ):Color: White(WT)/Silver(GR)

3 Aluminium panel	
Description	Aluminium panel
	DA6102D5.(ᴬ) A.(ᴮ)
	Remarks:(ᴬ):Cabinet width:040/045/050/055/060/080/090/100/120 (ᴮ):Color: White(WT)/Silver(GR)

4 nner glass panel	
Description	nner glass panel
	DA6103D2.(ᴬ) A.GB
	Remarks:(ᴬ):Cabinet width:040/045/050/055/060/080/090/100/120

Installation instruction

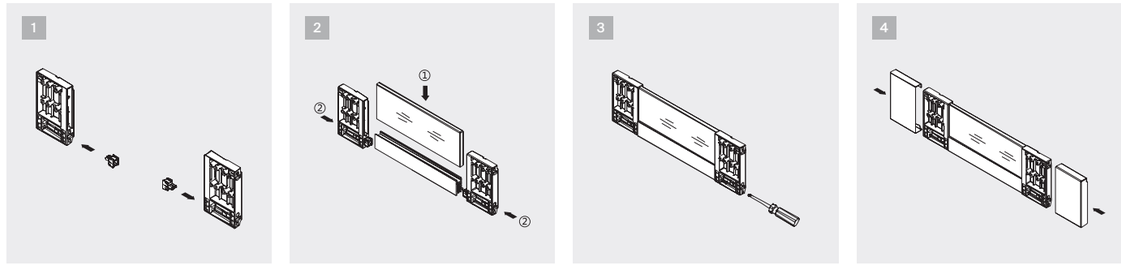

INNER DRAWER BOX

H190 Inner aluminium panel

Suitable for Pobox

Design The Installation

Product



Features

H190mm,aluminum panel
Used with large angle hinge (≥165°)
16/18mm cabinet side panels for option
Suitable for pobox

Application

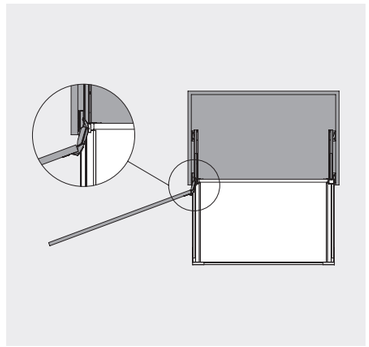

H=190mm inner drawer components	
Item code	The complete set basic components includes
	1.Plastic bracket Left/Rjght
DA6104DS.040C.(A)	2.Inner front cover Left/Right
DA6104DS.045C.(A)	3.Aluminium front panel
DA6104DS.050C.(A)	4.Inner aluminium bar
DA6104DS.055C.(A)	
DA6104DS.060C.(A)	
DA6104DS.080C.(A)	
DA6104DS.090C.(A)	
DA6104DS.100C.(A)	
DA6104DS.120C.(A)	

Cutting instruction

Cutting of aluminium front panel

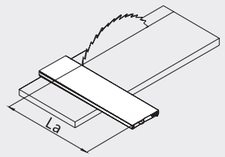

La=(LW−127) LW=Installation instruction

Cutting of aluminium bar

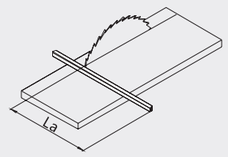

La=(LW−87) ± 0.5 LW=Installation instruction

Remarks: (A):Color: White(WT)/Silver(GR)

1 Plastic bracket Left/Rjght

Description	Plastic bracket Left/Rjght
	DA6101D4.190.(A)
	Remarks:(A):Color: White(WT)/Silver(GR)

2 Inner front cover Left/Right

Description	Inner front cover Left/Right
	DA6104D1.190.(A)
	Remarks:(A):Color: White(WT)/Silver(GR)

3 Aluminium front panel

Description	Aluminium front panel
	DA6102D4.(A) A.(B)
	Remarks:(A):Cabinet width:040/045/050/055/060/080/090/100/120 (B):Color: White(WT)/Silver(GR)

4 Inner aluminium bar

Description	Inner aluminium bar
	DA6102D5.(A) C.(B)
	Remarks:(A):Cabinet width:040/045/050/055/060/080/090/100/120 (B):Color: White(WT)/Silver(GR)

Installation instruction

1

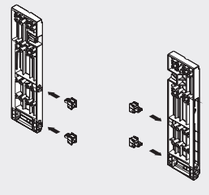

2

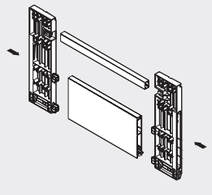

3

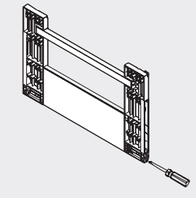

4

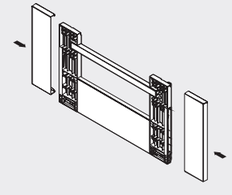

INNER DRAWER BOX

H190 Inner glass panel

Suitable for Pobox

Design The Installation

Product



Features

H190mm,glass panel
Used with large angle hinge (≥165°)
16/18mm cabinet side panels for option
Suitable for pobox

Application

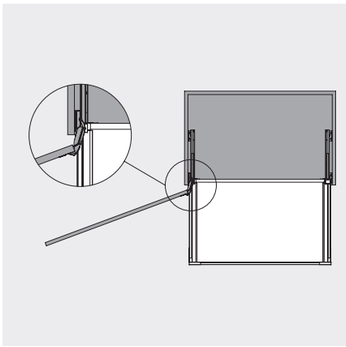

H=190mm inner drawer components	
Item code	The complete set basic components includes
	1.Plastic bracket Left/Rjght
DA6105DS.040C.(A)	2.Inner front cover Left/Right
DA6105DS.045C.(A)	3.Aluminium panel
DA6105DS.050C.(A)	4.Inner glass panel
DA6105DS.055C.(A)	
DA6105DS.060C.(A)	
DA6105DS.080C.(A)	
DA6105DS.090C.(A)	
DA6105DS.100C.(A)	
DA6105DS.120C.(A)	

Cutting instruction

Cutting of glass holder

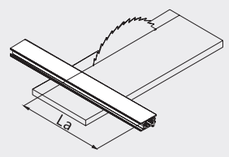

La=(LW−127) LW=Inner Cabinet Width

Cutting of glass

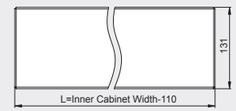

Glass thickness: 8mm

Remarks: (A):Color: White(WT)/Silver(GR)

1 Plastic bracket Left/Rjght

Description	Plastic bracket Left/Rjght
	DA6101D5.190.(A)
	Remarks:(A):Color: White(WT)/Silver(GR)

2 Inner front cover Left/Right

Description	Inner front cover Left/Right
	DA6104D1.190.(A)
	Remarks:(A):Color: White(WT)/Silver(GR)

3 Aluminium panel

Description	Aluminium panel
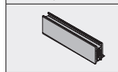	DA6102D5.(A) A.(B)
	Remarks:(A):Cabinet width:040/045/050/055/060/080/090/100/120 (B):Color: White(WT)/Silver(GR)

4 Inner glass panel

Description	Inner glass panel
	DA6103D2.(A) C.GB
	Remarks :(A):Cabinet width:040/045/050/055/060/080/090/100/120

Installation instruction

1

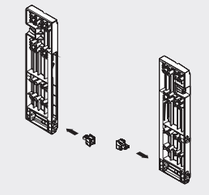

2

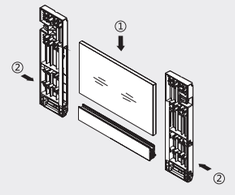

3

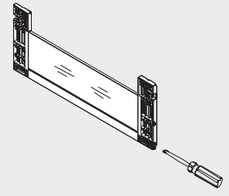

4

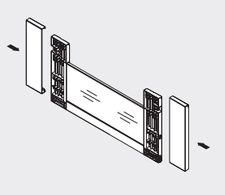

PLASTIC SPACER

Suitable for Inner LED Glass Magic box、Glass Magic box、Magic box

Design | The Installation



Plastic spacer	
Item code	The complete set basic components includes
	1.Plastic spacer(front/back)
DA6201E.(A)	

Remarks: (A):Color: Mocca(MCA)/ Dark grey(DG)

Suitable for Inner LED Glass Magic box、Glass Magic box、Magic box

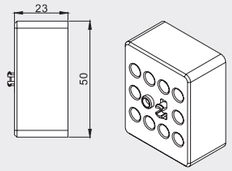

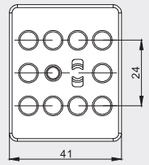

Installation instruction

Fix the spacer on the runner

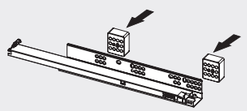

The spacer on the cabinet board

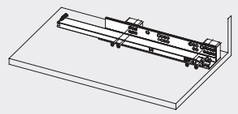

STEEL BACK PANEL

Suitable for Inner Magic box、Regic box

Design | The Installation



H=80mm Steel back panel	
Description	H=80mm Steel back panel
	DA1104E.(A) A.(B)
	Remarks:(A):Cabinet width:040/045/050/055/060/080/090/100/120 (B):Color: White(WT)/Dark grey(DG)

H=120mm Steel back panel	
Description	H=120mm Steel back panel
	DA1104E.(A) B.(B)
	Remarks:(A):Cabinet width:040/045/050/055/060/080/090/100/120 (B):Color: White(WT)/Dark grey(DG)

H=170mm Steel back panel	
Description	H=170mm Steel back panel
	DA1104E.(A) C.(B)
	Remarks:(A):Cabinet width:040/045/050/055/060/080/090/100/120 (B):Color: White(WT)/Dark grey(DG)

Installation instruction

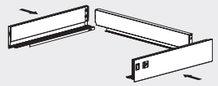

ALUMINIUM BACK PANEL

Suitable for Cobox

Design | The Installation



H=80mm Aluminium back panel	
Description	H=80mm Aluminium back panel
	DA1104B.(A) A.TCA
	Remarks:(A):Cabinet width:040/045/050/055/060/080/090/100/120

H=120mm Aluminium back panel	
Description	H=120mm Aluminium back panel
	DA1104B.(A) B.TCA
	Remarks:(A):Cabinet width:040/045/050/055/060/080/090/100/120

H=150mm Aluminium back panel	
Description	H=150mm Aluminium back panel
	DA1104B.(A) C.TCA
	Remarks:(A):Cabinet width:040/045/050/055/060/080/090/100/120

Installation instruction

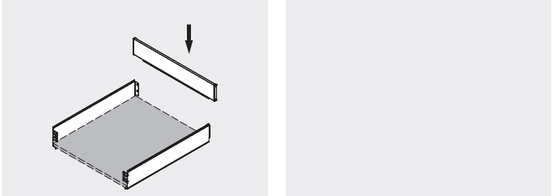

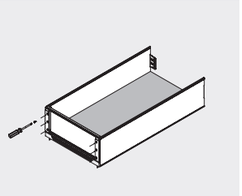

STEEL BACK PANEL

Suitable for Pobox



H=80mm Steel back panel	
Description	H=80mm Steel back panel
	DA1104C1.(A) A.(B)
	Remarks:(A):Cabinet width:040/045/050/055/060/080/090/100/120 (B):Color: White(WT)/Silver(GR)

H=130mm Steel back panel	
Description	H=130mm Steel back panel
	DA1104C1.(A) B.(B)
	Remarks:(A):Cabinet width:040/045/050/055/060/080/090/100/120 (B):Color: White(WT)/Silver(GR)

H=190mm Steel back panel	
Description	H=190mm Steel back panel
	DA1104C1.(A) C.(B)
	Remarks:(A):Cabinet width:040/045/050/055/060/080/090/100/120 (B):Color: White(WT)/Silver(GR)

Installation instruction

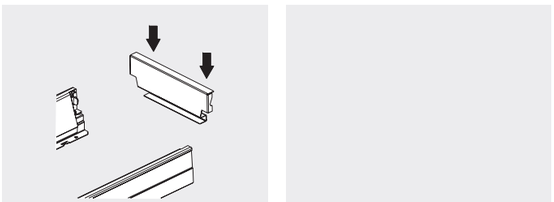

MAT

Design | The Installation

Small granulous anti-slip mat-Suitable for LED glass magic box、Glass magic box、Magic box	
Description	Small granulous anti-slip mat
	DA1105C1.(A) (B).GR

Remarks:
(A):Cabinet Width:040/045/050/055/060/090/100/120mm
(B)::Nominal length:1=270/2=300/3=350/4=400/5=450/6=500/7=550mm
Size for a roll: 20Mx1.1M

Small granulous anti-slip mat-Suitable for Pobox	
Description	Small granulous anti-slip mat
	DA1105C2.(A) (B).GR

Remarks:
(A):Cabinet Width:040/045/050/055/060/090/100/120mm
(B)::Nominal length:1/2/3/4/5/6/7
Size for a roll: 20Mx1.1M

Mat for SLANKA SYSTEM	
Description	Mat for SLANKA SYSTEM
	PP5181A.TDB

Remarks:
Size for a roll: 1.2Mx10M



CONCEALED SLIDE - Synchronized movement with TUV certificate of 60,000 cycles

CONCEALED SLIDE

CONCEALED SLIDE SYSTEM



CONCEALED SLIDE

60000
60000 LIFE CYCLES



HIDDEN TRACK SYSTEM

Linkage double buffer luxury damping hidden rail system, the effective buffer distance can be up to 53mm, variable damping effect, the drawer is still slowly closed when pushed in, thus service life of the cabinet, the use of safer.



HUGGEN

50000

50000 LIFE CYCLES

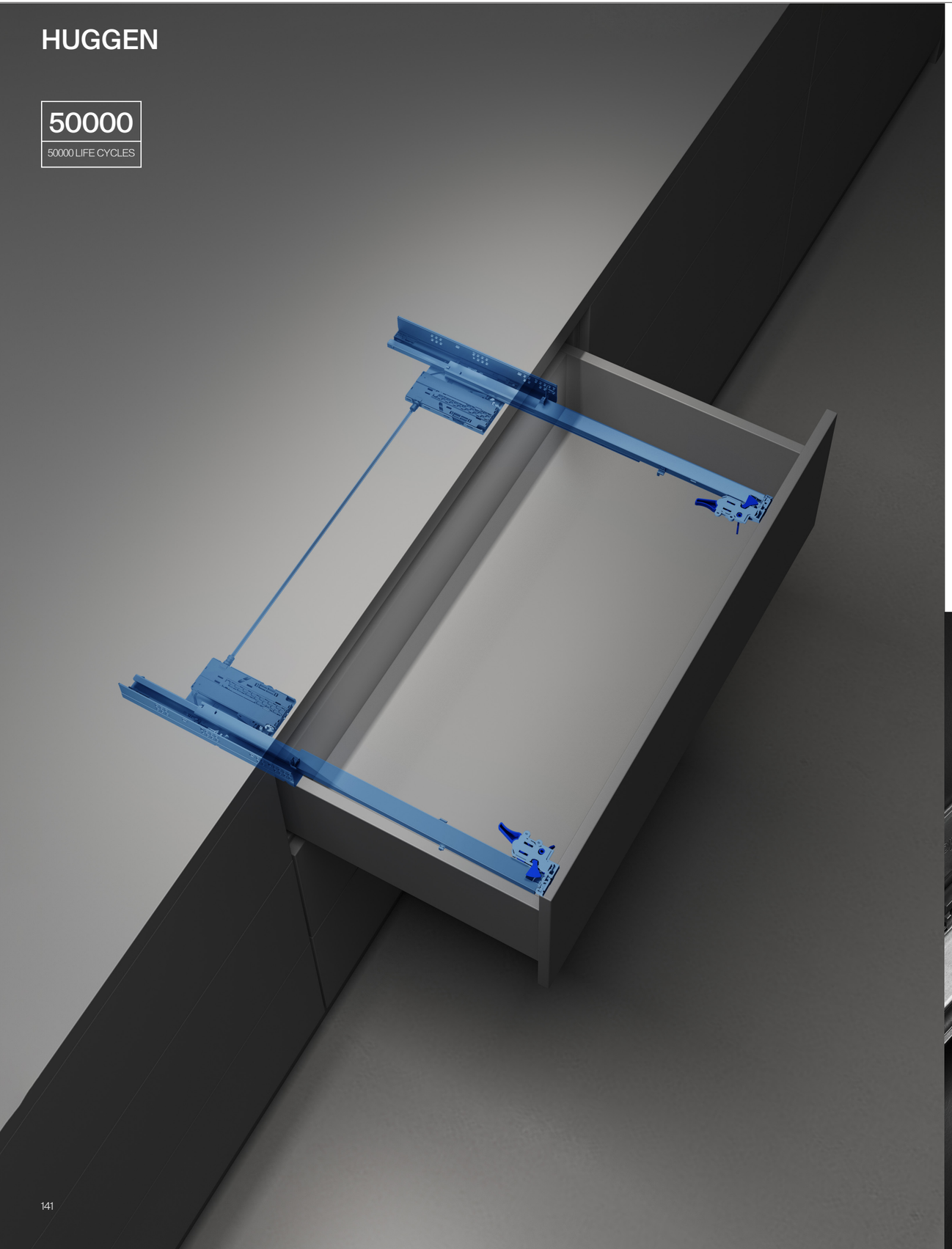

PUSH TO OPEN WITH SOFT CLOSING SYSTEM, ONE TOUCH ANYWHERE

Push to open with soft closing system, touch anywhere of front panel, the drawer can be pulled out softly,which meet the design of handle free or inner drawer used.

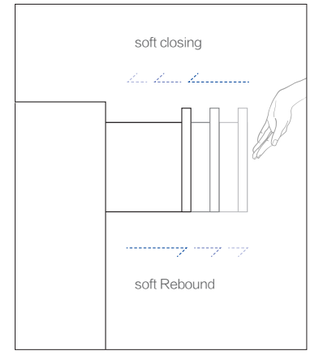





HUGGEN

–For 16mm side panel

3D Full extension & push to open concealed slide



FEATURES

Clip-on Full extension
Synchronized concealed slide
Load capacity of 40kg
Smooth rolling mechanism , Quick assembly
31mm width runner, strong and stable
Up and down , left and right , front and back ,
6 dimensional adjustment
Full extension & push to open concealed slide

Item code	Nominal length	
CL16E1.250N3.ZP	250mm	10Sets
CL16E1.2703.ZP	270mm	10Sets
CL16E1.3003.ZP	300mm	10Sets
CL16E1.3503.ZP	350mm	10Sets
CL16E1.4003.ZP	400mm	10Sets
CL16E1.4503.ZP	450mm	10Sets
CL16E1.5003.ZP	500mm	10Sets
CL16E1.5503.ZP	550mm	10Sets

Space required

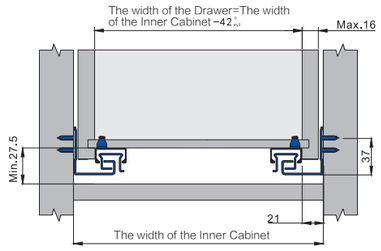

Cutting size

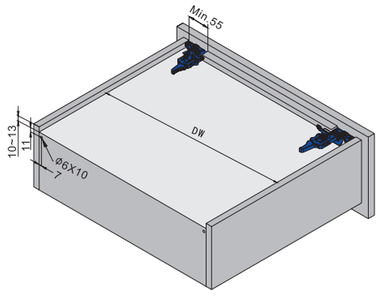

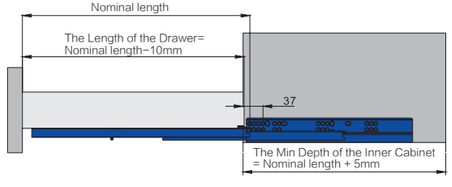

Runner Installation

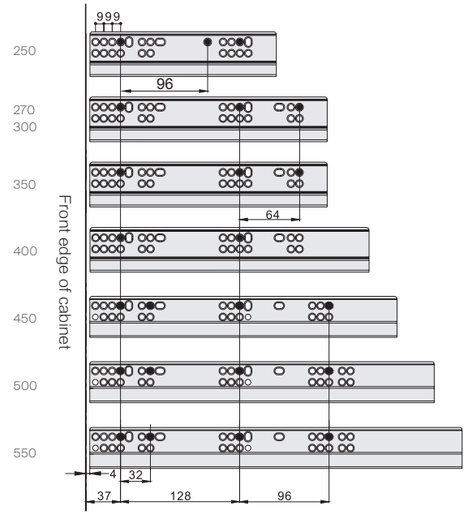

*For more detail of huggen PTO system, see page 091~094

HUGGEN

–For 18mm side panel

3D Full extension & push to open concealed slide



FEATURES

Clip-on Full extension
Synchronized concealed slide
Load capacity of 40kg
Smooth rolling mechanism , Quick assembly
31mm width runner, strong and stable
Up and down , left and right , front and back ,
6 dimensional adjustment
Full extension & push to open concealed slide

Item code	Nominal length	
CL16E2.250N3.ZP	250mm	10Sets
CL16E2.2703.ZP	270mm	10Sets
CL16E2.3003.ZP	300mm	10Sets
CL16E2.3503.ZP	350mm	10Sets
CL16E2.4003.ZP	400mm	10Sets
CL16E2.4503.ZP	450mm	10Sets
CL16E2.5003.ZP	500mm	10Sets
CL16E2.5503.ZP	550mm	10Sets

Space required

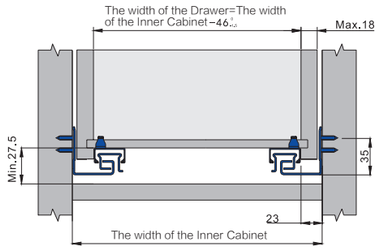

Cutting size

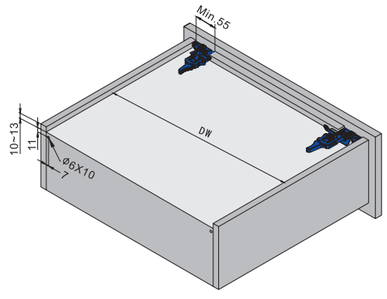

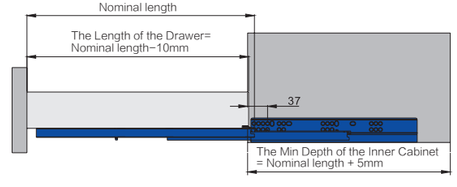

Runner Installation

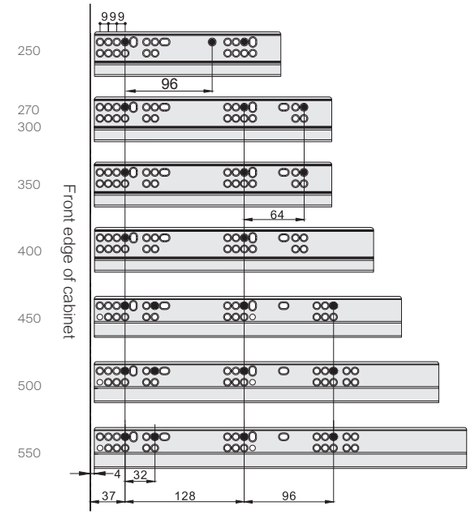

*For more detail of huggen PTO system, see page 091~094

BORGO

–For 16mm side panel

3D Full extension with soft-closing



→ FEATURES

Clip-on Full extension
Synchronized concealed slide
Load capacity of 50kg
Smooth rolling mechanism , Quick assembly
31mm width runner, strong and stable
Up and down , left and right , front and back ,
6 dimensional adjustment

Item code	Nominal length	
CL12F1.4003.50.ZP	400mm	10Sets
CL12F1.4503.50.ZP	450mm	10Sets
CL12F1.5003.50.ZP	500mm	10Sets
CL12F1.5503.50.ZP	550mm	10Sets

Space required

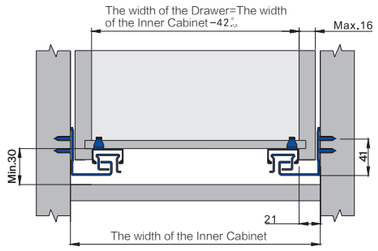

Cutting size

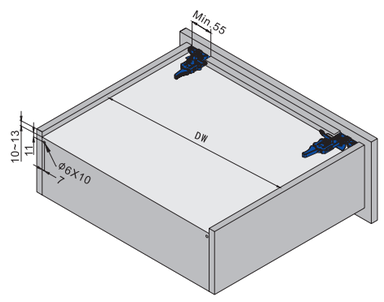

Runner Installation

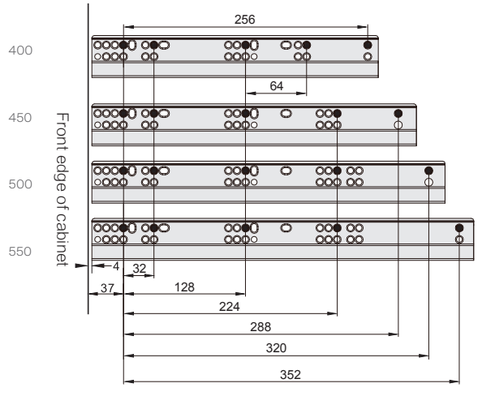

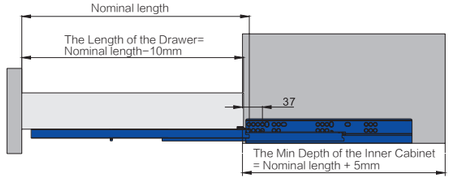

BORGO

–For 19mm side panel

3D Full extension with soft-closing



→ FEATURES

Clip-on Full extension
Synchronized concealed slide
Load capacity of 50kg
Smooth rolling mechanism , Quick assembly
31mm width runner, strong and stable
Up and down , left and right , front and back ,
6 dimensional adjustment

Item code	Nominal length	
CL12F2.4003.50.ZP	400mm	10Sets
CL12F2.4503.50.ZP	450mm	10Sets
CL12F2.5003.50.ZP	500mm	10Sets
CL12F2.5503.50.ZP	550mm	10Sets

Space required

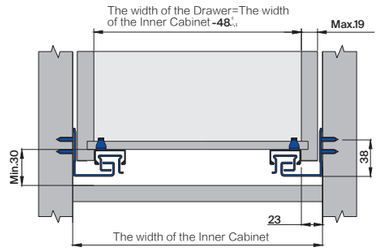

Cutting size

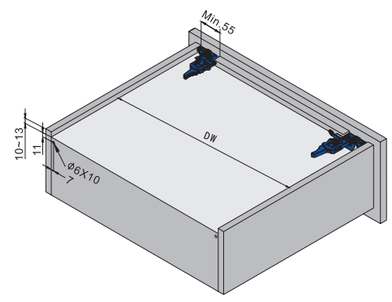

Runner Installation

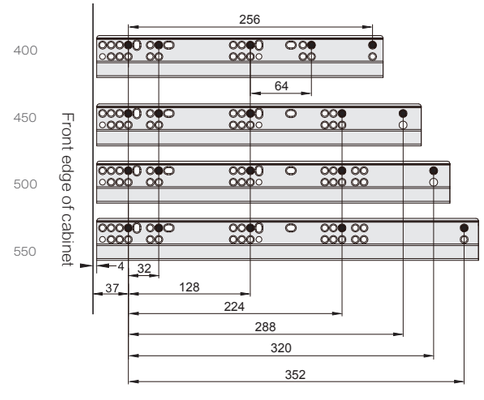

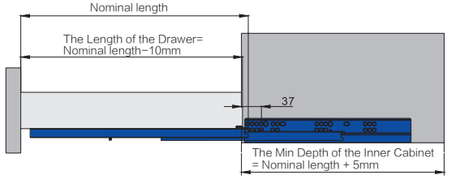

BORGO

–For 16mm side panel

Full extension soft & self closing concealed slide of
3 Dimension adjustment function



→ FEATURES

Clip-on Full extension
Synchronized concealed slide
Load capacity of 40kg
Smooth rolling mechanism , Quick assembly
31mm width runner, strong and stable
Up and down , left and right , front and back ,
6 dimensional adjustment

Item code	Nominal length	
CL12E1.250N3.ZP	250mm	10Sets
CL12E1.2703.ZP	270mm	10Sets
CL12E1.3003.ZP	300mm	10Sets
CL12E1.3503.ZP	350mm	10Sets
CL12E1.4003.ZP	400mm	10Sets
CL12E1.4503.ZP	450mm	10Sets
CL12E1.5003.ZP	500mm	10Sets
CL12E1.5503.ZP	550mm	10Sets

Space required

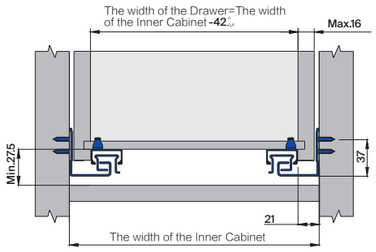

Cutting size

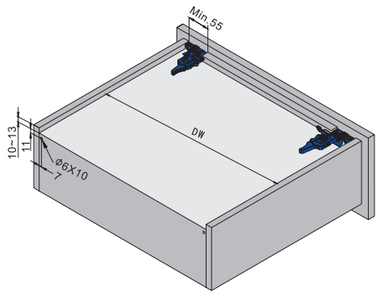

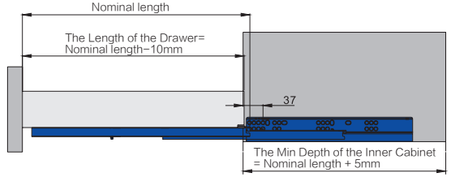

Runner Installation

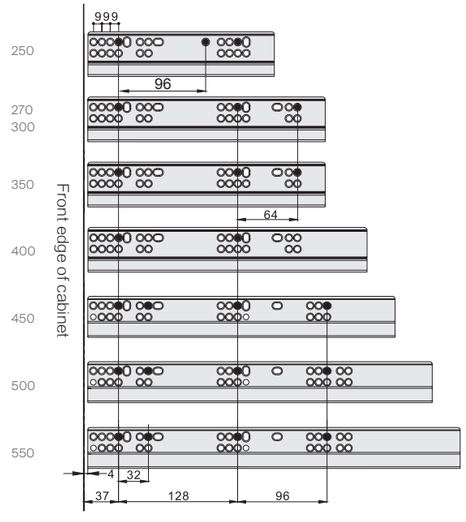

BORGO

–For 18mm side panel

Full extension soft & self closing concealed slide of
3 Dimension adjustment function



→ FEATURES

Clip-on Full extension
Synchronized concealed slide
Load capacity of 40kg
Smooth rolling mechanism , Quick assembly
31mm width runner, strong and stable
Up and down , left and right , front and back ,
6 dimensional adjustment

Item code	Nominal length	
CL12E2.250N3.ZP	250mm	10Sets
CL12E2.2703.ZP	270mm	10Sets
CL12E2.3003.ZP	300mm	10Sets
CL12E2.3503.ZP	350mm	10Sets
CL12E2.4003.ZP	400mm	10Sets
CL12E2.4503.ZP	450mm	10Sets
CL12E2.5003.ZP	500mm	10Sets
CL12E2.5503.ZP	550mm	10Sets

Space required

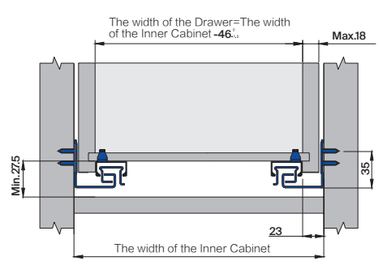

Cutting size

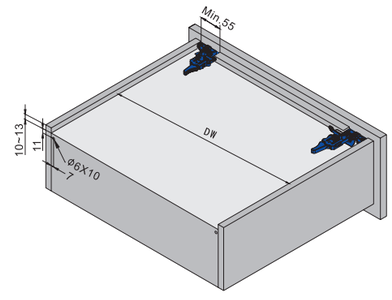

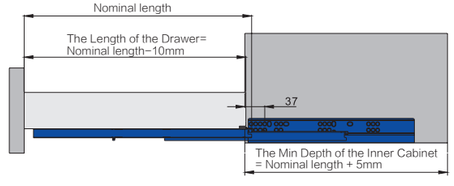

Runner Installation

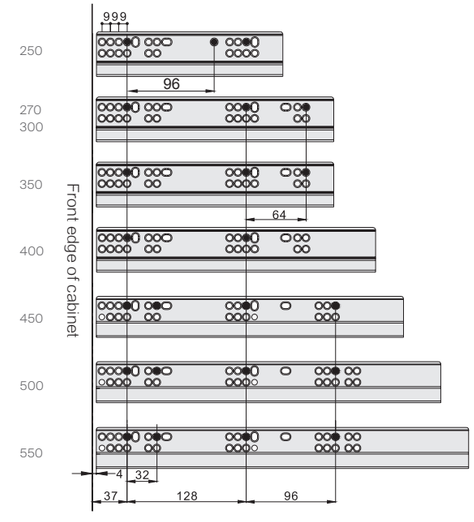

BORGO

–For 16mm side panel

Full extension concealed slide with self closing
and soft closing



→ FEATURES

Full extension
Synchronized concealed slide
Load capacity of 40kg
Smooth rolling mechanism , Quick assembly
31mm width runner, strong and stable

Item code	Nominal length	X1	X2	
CL11E1.270.ZP	270mm	205mm	248mm	10Sets
CL11E1.300.ZP	300mm	230mm	275mm	10Sets
CL11E1.350.ZP	350mm	275mm	320mm	10Sets
CL11E1.400.ZP	400mm	300mm	376mm	10Sets
CL11E1.450.ZP	450mm	335mm	421mm	10Sets
CL11E1.500.ZP	500mm	360mm	466mm	10Sets
CL11E1.550.ZP	550mm	405mm	511mm	10Sets

Space required

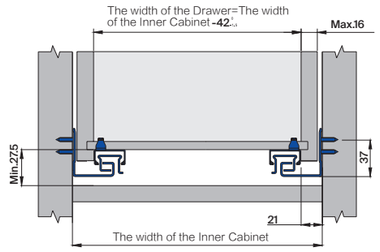

Cutting size

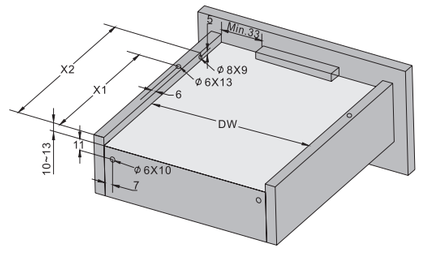

Runner Installation

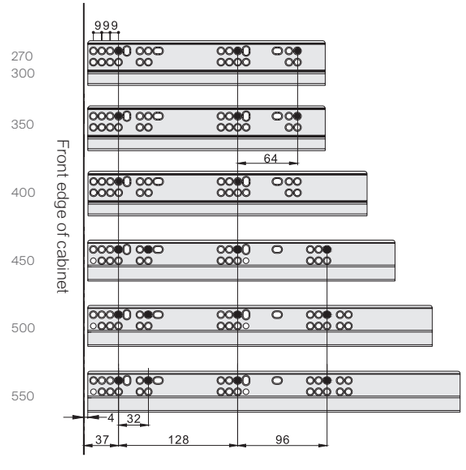

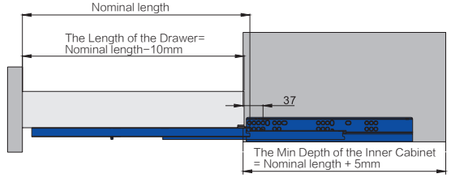

BORGO

–For 18mm side panel

Full extension concealed slide with self closing
and soft closing



→ FEATURES

Full extension
Synchronized concealed slide
Load capacity of 40kg
Smooth rolling mechanism , Quick assembly
31mm width runner, strong and stable

Item code	Nominal length	X1	X2	
CL11E2.270.ZP	270mm	205mm	248mm	10Sets
CL11E2.300.ZP	300mm	230mm	275mm	10Sets
CL11E2.350.ZP	350mm	275mm	320mm	10Sets
CL11E2.400.ZP	400mm	300mm	376mm	10Sets
CL11E2.450.ZP	450mm	335mm	421mm	10Sets
CL11E2.500.ZP	500mm	360mm	466mm	10Sets
CL11E2.550.ZP	550mm	405mm	511mm	10Sets

Space required

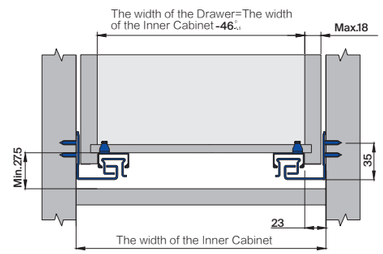

Cutting size

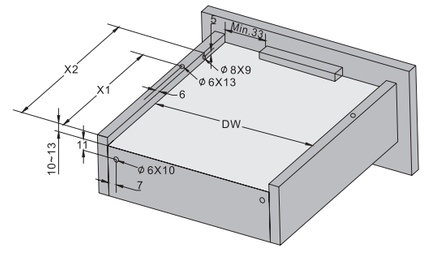

Runner Installation

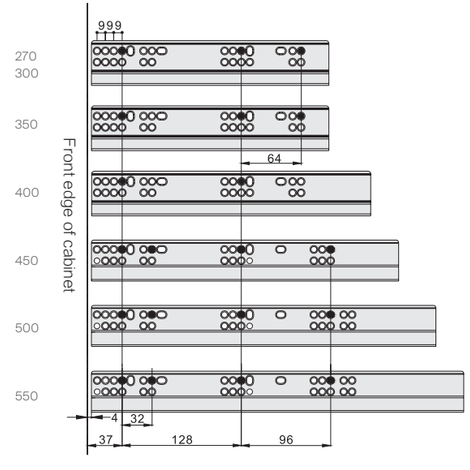

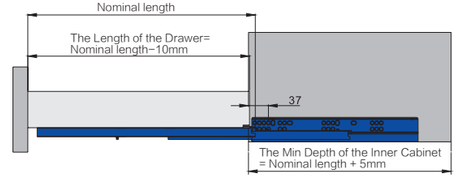

CONCEALED SLIDE

–For 16mm side panel

Full extension concealed slide with self closing and soft closing



FEATURES

Full extension
Concealed slide
Load capacity of 25kg
Smooth rolling mechanism
Quick assembly

Item code	Nominal length	X1	X2	
CL31E1.250.ZP	250mm	204mm	251mm	10Sets
CL31E1.300.ZP	300mm	230mm	251mm	10Sets
CL31E1.350.ZP	350mm	275mm	255mm	10Sets
CL31E1.400.ZP	400mm	300mm	280mm	10Sets
CL31E1.450.ZP	450mm	335mm	315mm	10Sets
CL31E1.500.ZP	500mm	360mm	340mm	10Sets
CL31E1.550.ZP	550mm	405mm	385mm	10Sets

Space required

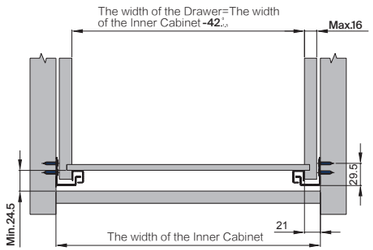

Cutting size

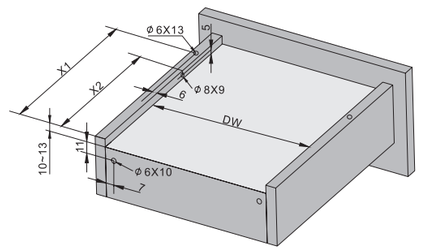

Runner Installation

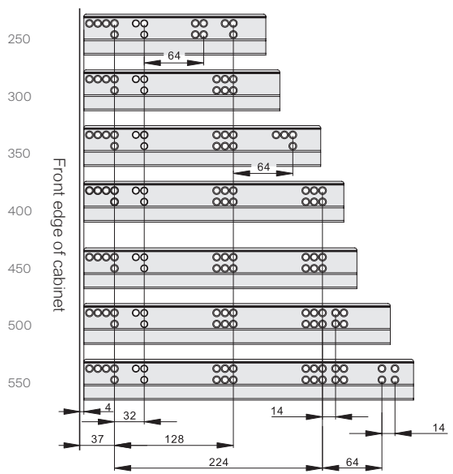

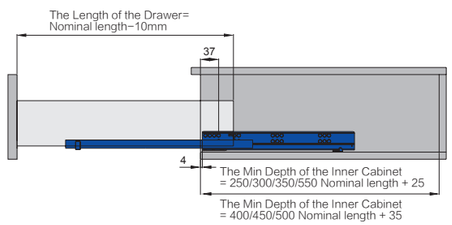

CONCEALED SLIDE

–For 19mm side panel

Full extension concealed slide with self closing and soft closing



FEATURES

Full extension
Concealed slide
Load capacity of 25kg
Smooth rolling mechanism
Quick assembly

Item code	Nominal length	X1	X2	
CL31E3.250.ZP	250mm	204mm	251mm	10Sets
CL31E3.300.ZP	300mm	230mm	251mm	10Sets
CL31E3.350.ZP	350mm	275mm	255mm	10Sets
CL31E3.400.ZP	400mm	300mm	280mm	10Sets
CL31E3.450.ZP	450mm	335mm	315mm	10Sets
CL31E3.500.ZP	500mm	360mm	340mm	10Sets
CL31E3.550.ZP	550mm	405mm	385mm	10Sets

Space required

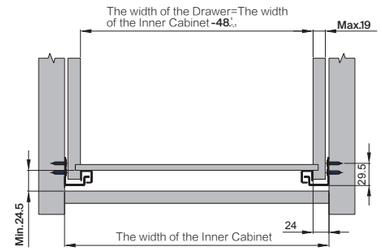

Cutting size

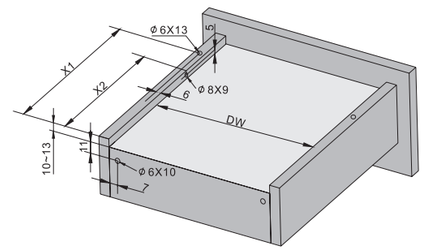

Runner Installation



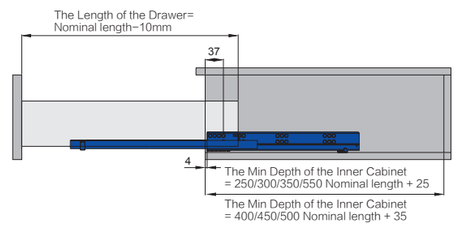

PAGGEN

50000

50000 LIFE CYCLES



PUSH TO OPEN SYSTEM, ONE TOUCH ANYWHERE

Push to open system, touch anywhere of front panel, the drawer can be pulled out softly,which meet the design of handle free or inner drawer used.

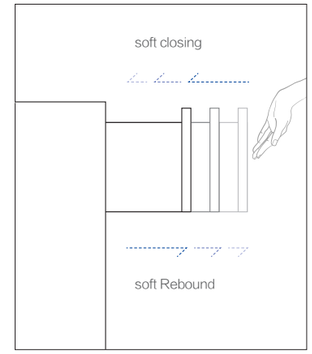





PAGGEN

–For 16mm side panel

Clip-on inside | 40KG | Design | Rebound

Full extension rebound concealed slide of
3 Dimension adjustment function



→ FEATURES

Full extension rebound conceal slide
Synchronized concealed slide
Load capacity of 40kg
Smooth rolling mechanism , Quick assembly
31mm width runner, strong and stable
Up and down , left and right , front and back ,
6 dimensional adjustment

Item code	Nominal length	
CL18E1.2503.ZP	250mm	10Sets
CL18E1.2703.ZP	270mm	10Sets
CL18E1.3003.ZP	300mm	10Sets
CL18E1.3503.ZP	350mm	10Sets
CL18E1.4003.ZP	400mm	10Sets
CL18E1.4503.ZP	450mm	10Sets
CL18E1.5003.ZP	500mm	10Sets
CL18E1.5503.ZP	550mm	10Sets

Space required

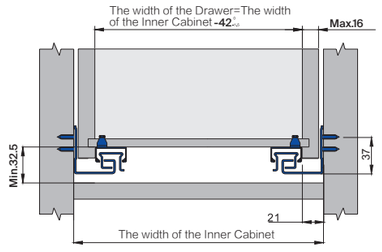

Cutting size

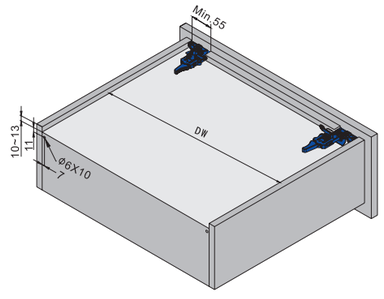

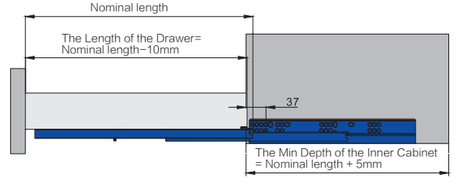

Runner Installation

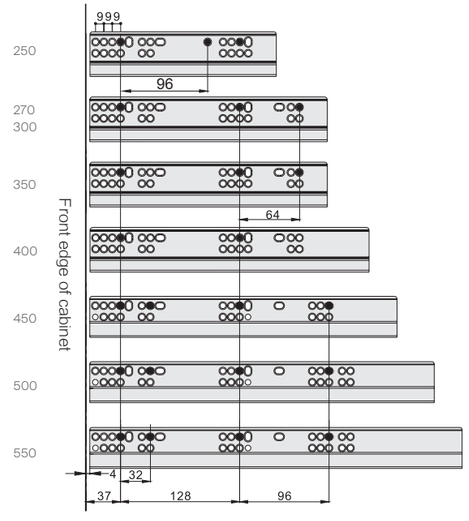

PAGGEN

–For 18mm side panel

Clip-on inside | 40KG | Design | Rebound

Full extension rebound concealed slide of
3 Dimension adjustment function



→ FEATURES

Full extension rebound conceal slide
Synchronized concealed slide
Load capacity of 40kg
Smooth rolling mechanism , Quick assembly
31mm width runner, strong and stable
Up and down , left and right , front and back ,
6 dimensional adjustment

Item code	Nominal length	
CL18E2.2503.ZP	250mm	10Sets
CL18E2.2703.ZP	270mm	10Sets
CL18E2.3003.ZP	300mm	10Sets
CL18E2.3503.ZP	350mm	10Sets
CL18E2.4003.ZP	400mm	10Sets
CL18E2.4503.ZP	450mm	10Sets
CL18E2.5003.ZP	500mm	10Sets
CL18E2.5503.ZP	550mm	10Sets

Space required

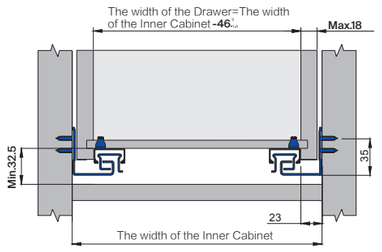

Cutting size

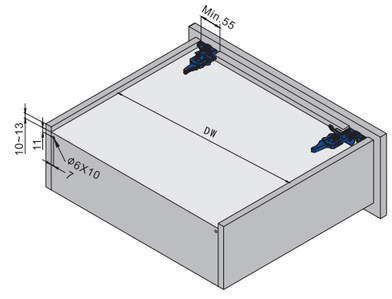

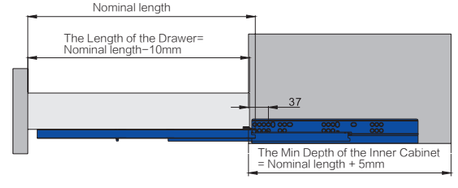

Runner Installation

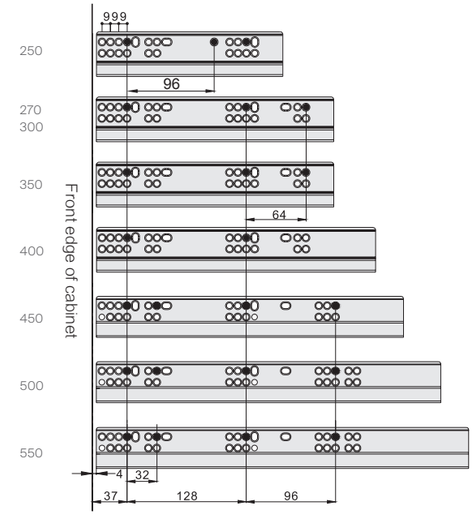

CONCEALED SLIDE

–For 16mm side panel

Clip-on inside | 40KG | Design | Rebound

Full extension rebound concealed slide of
3 Dimension adjustment function



FEATURES

Full extension rebound conceal slide
Synchronized concealed slide
Load capacity of 40kg
Smooth rolling mechanism , Quick assembly
31mm width runner, strong and stable
Up and down , left and right , front and back ,
6 dimensional adjustment

Item code	Nominal length	
CL14E1.250N3.ZP	250mm	10Sets
CL14E1.2703.ZP	270mm	10Sets
CL14E1.3003.ZP	300mm	10Sets
CL14E1.3503.ZP	350mm	10Sets
CL14E1.4003.ZP	400mm	10Sets
CL14E1.4503.ZP	450mm	10Sets
CL14E1.5003.ZP	500mm	10Sets
CL14E1.5503.ZP	550mm	10Sets

Space required

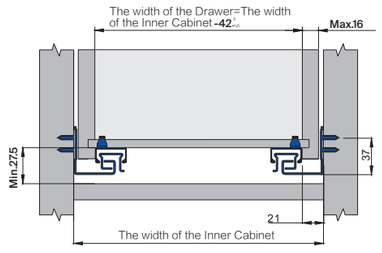

Cutting size

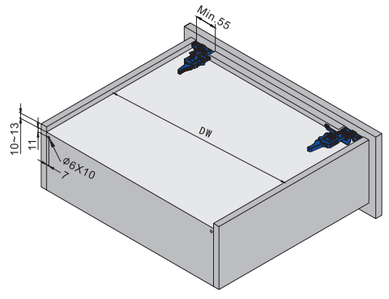

Runner Installation

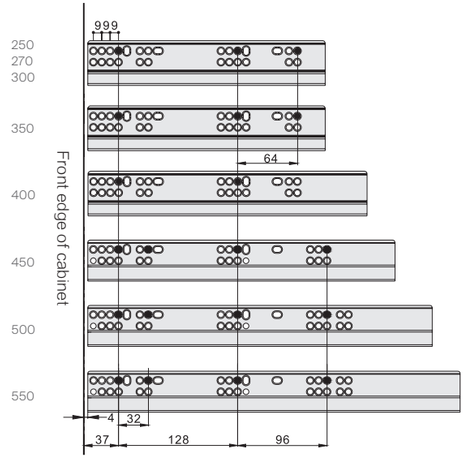

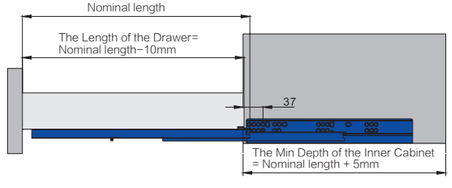

CONCEALED SLIDE

–For 18mm side panel

Clip-on inside | 40KG | Design | Rebound

Full extension rebound concealed slide of
3 Dimension adjustment function



FEATURES

Full extension rebound conceal slide
Synchronized concealed slide
Load capacity of 40kg
Smooth rolling mechanism , Quick assembly
31mm width runner, strong and stable
Up and down , left and right , front and back ,
6 dimensional adjustment

Item code	Nominal length	
CL14E2.250N3.ZP	250mm	10Sets
CL14E2.2703.ZP	270mm	10Sets
CL14E2.3003.ZP	300mm	10Sets
CL14E2.3503.ZP	350mm	10Sets
CL14E2.4003.ZP	400mm	10Sets
CL14E2.4503.ZP	450mm	10Sets
CL14E2.5003.ZP	500mm	10Sets
CL14E2.5503.ZP	550mm	10Sets

Space required

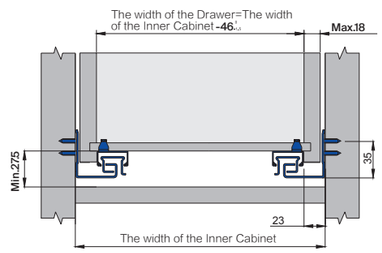

Cutting size

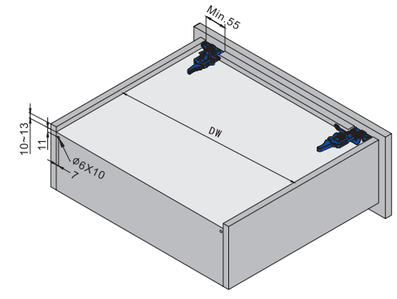

Runner Installation

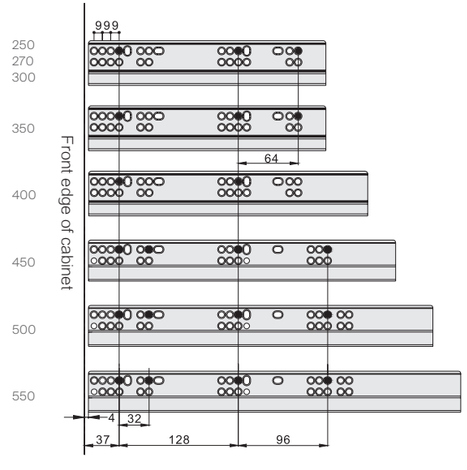

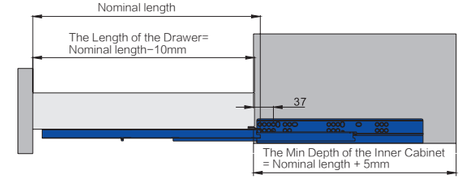

CONCEALED SLIDE

–For 16mm side panel



Design

Rebound

Full extension rebound concealed slide



FEATURES

Full extension rebound concealed slide
Synchronized concealed slide
Load capacity of 40kg
Smooth rolling mechanism , Quick assembly
31mm width runner, strong and stable

Item code	Nominal length	X1	X2	
CL13E1.270.ZP	270mm	205mm	248mm	10Sets
CL13E1.300.ZP	300mm	230mm	275mm	10Sets
CL13E1.350.ZP	350mm	275mm	320mm	10Sets
CL13E1.400.ZP	400mm	300mm	376mm	10Sets
CL13E1.450.ZP	450mm	335mm	421mm	10Sets
CL13E1.500.ZP	500mm	360mm	466mm	10Sets
CL13E1.550.ZP	550mm	405mm	511mm	10Sets

Space required

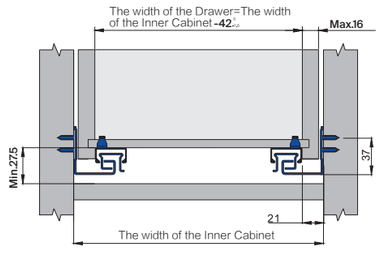

Cutting size

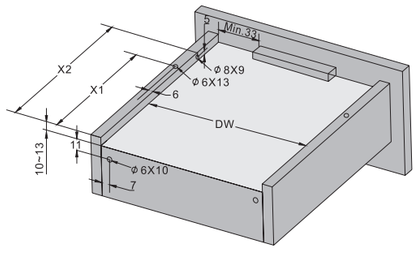

Runner Installation

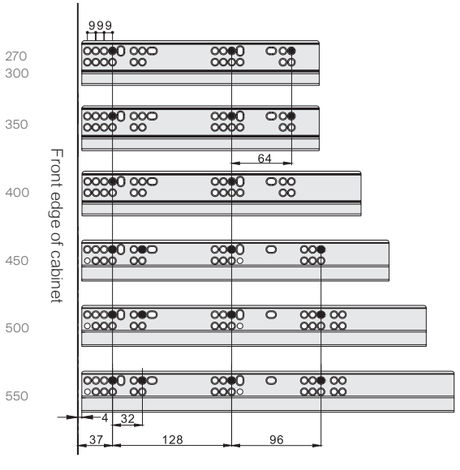

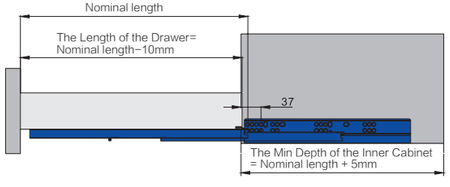

CONCEALED SLIDE

–For 18mm side panel



Design

Rebound

Full extension rebound concealed slide



FEATURES

Full extension rebound concealed slide
Synchronized concealed slide
Load capacity of 40kg
Smooth rolling mechanism , Quick assembly
31mm width runner, strong and stable

Item code	Nominal length	X1	X2	
CL13E2.270.ZP	270mm	205mm	248mm	10Sets
CL13E2.300.ZP	300mm	230mm	275mm	10Sets
CL13E2.350.ZP	350mm	275mm	320mm	10Sets
CL13E2.400.ZP	400mm	300mm	376mm	10Sets
CL13E2.450.ZP	450mm	335mm	421mm	10Sets
CL13E2.500.ZP	500mm	360mm	466mm	10Sets
CL13E2.550.ZP	550mm	405mm	511mm	10Sets

Space required

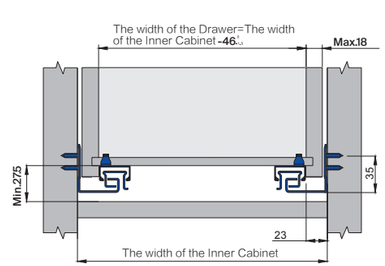

Cutting size

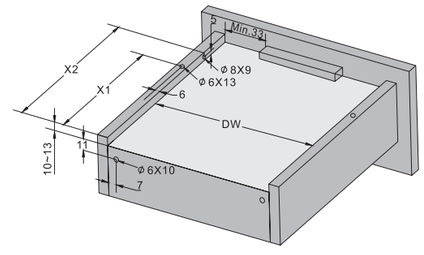

Runner Installation

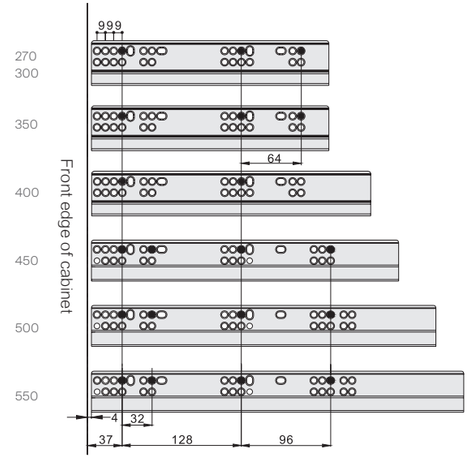

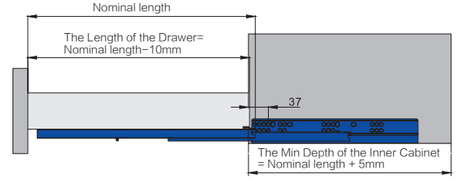

CONCEALED SLIDE

–For 16mm side panel

Single extension with soft-closing



FEATURES

Single extension
Concealed slide
Load capacity of 25kg
Smooth rolling mechanism
Quick assembly

Item code	Nominal length	X1	X2	
CL31E1.250.ZP	250mm	205mm	251mm	10Sets
CL31E1.300.ZP	300mm	230mm	251mm	10Sets
CL31E1.350.ZP	350mm	275mm	255mm	10Sets
CL31E1.400.ZP	400mm	300mm	280mm	10Sets
CL31E1.450.ZP	450mm	335mm	315mm	10Sets
CL31E1.500.ZP	500mm	360mm	340mm	10Sets
CL31E1.550.ZP	550mm	405mm	385mm	10Sets

Space required

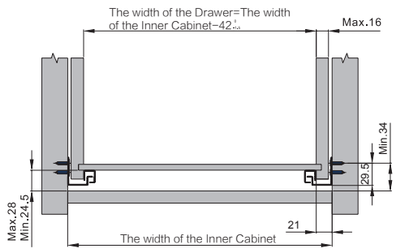

Cutting size

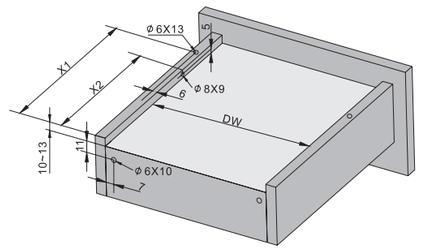

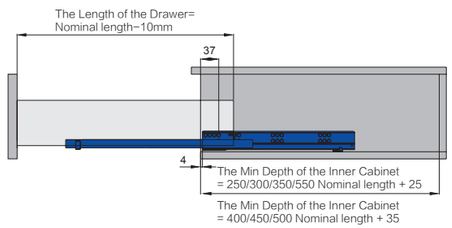

Runner Installation

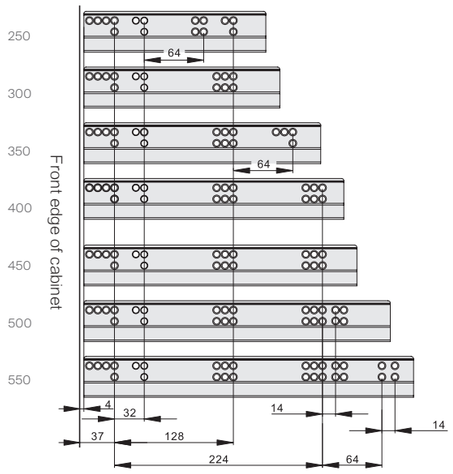

CONCEALED SLIDE

–For 19mm side panel

Single extension with soft-closing



FEATURES

Single extension
Concealed slide
Load capacity of 25kg
Smooth rolling mechanism
Quick assembly

Item code	Nominal length	X1	X2	
CL31E3.250.ZP	250mm	205mm	251mm	10Sets
CL31E3.300.ZP	300mm	230mm	251mm	10Sets
CL31E3.350.ZP	350mm	275mm	255mm	10Sets
CL31E3.400.ZP	400mm	300mm	280mm	10Sets
CL31E3.450.ZP	450mm	335mm	315mm	10Sets
CL31E3.500.ZP	500mm	360mm	340mm	10Sets
CL31E3.550.ZP	550mm	405mm	385mm	10Sets

Space required

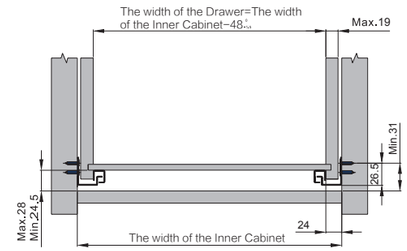

Cutting size

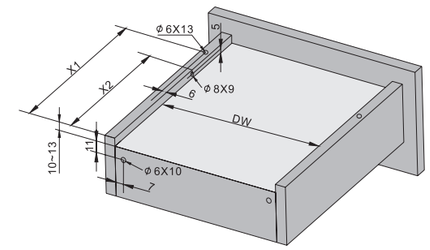

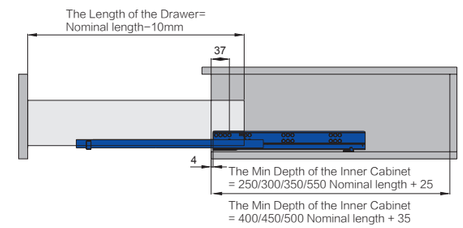

Runner Installation

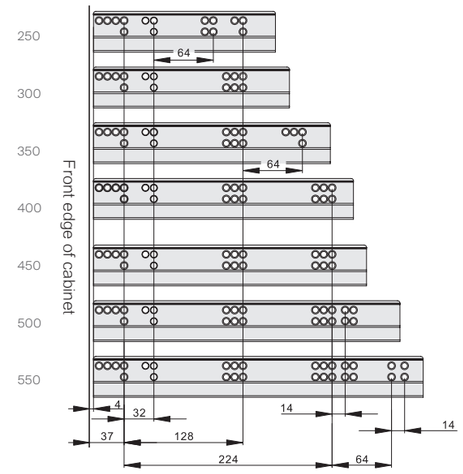

CONCEALED SLIDE

–For 16mm side panel

PT Single extension concealed slide with self closing and soft closing



FEATURES

PT Single extension soft closing
Concealed slide
Load capacity of 20kgs
Smooth rolling mechanism
Quick assembly

Item code	Nominal length	X1	
CL21E1.270.ZP	270mm	205mm	10Sets
CL21E1.300.ZP	300mm	230mm	10Sets
CL21E1.350.ZP	350mm	275mm	10Sets
CL21E1.400.ZP	400mm	300mm	10Sets
CL21E1.450.ZP	450mm	335mm	10Sets
CL21E1.500.ZP	500mm	360mm	10Sets
CL21E1.550.ZP	550mm	405mm	10Sets

Space required

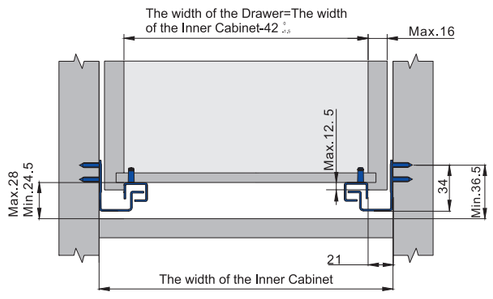

Cutting size

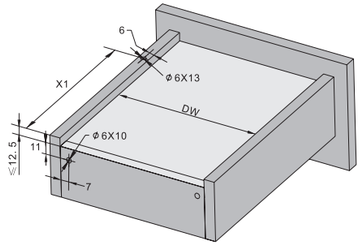

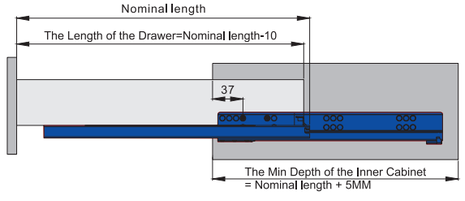

Runner Installation

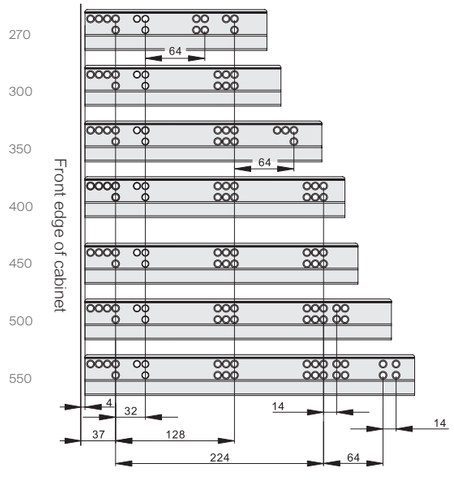

CONCEALED SLIDE

Concealed slide US frame version

Full extension soft & self closing concealed slide US frame version of 3 Dimension adjustment function



FEATURES

Concealed slide US frame Synchronized concealed slide
Load capacity of 30kgs
Smooth rolling mechanism
Quick assembly

Item code	Nominal length	C	DH	
CLU12E1.3053.ZP	12″	305mm	330-366mm	10Sets
CLU12E1.3813.ZP	15″	381mm	406-442mm	10Sets
CLU12E1.4573.ZP	18″	457mm	482-518mm	10Sets
CLU12E1.5333.ZP	21″	533mm	558-594mm	10Sets

Space required

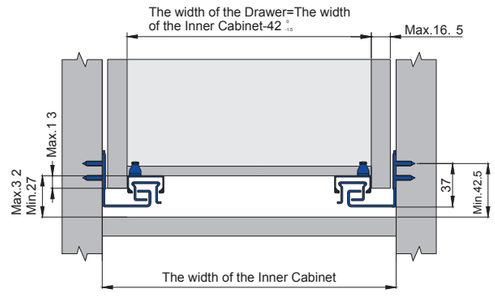

Cutting size

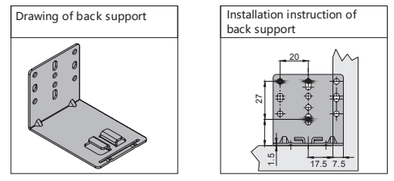

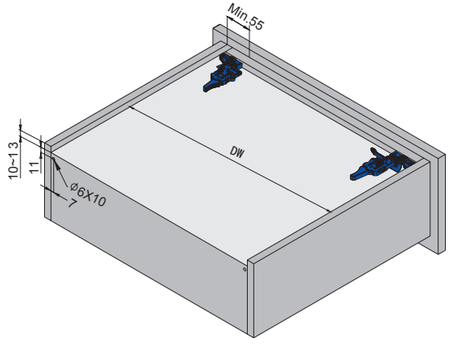

Runner Installation

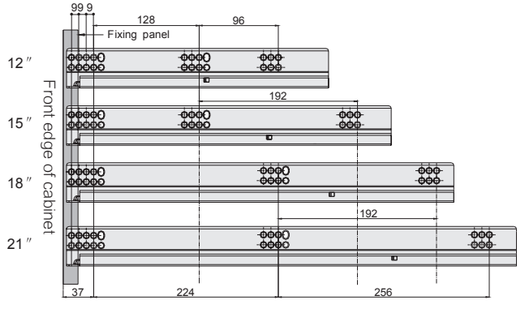

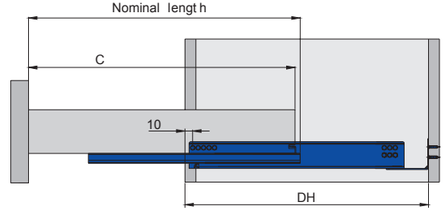

INSTALLATION STRUCTION

HUGGEN installation instruction

1

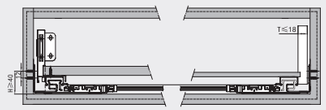

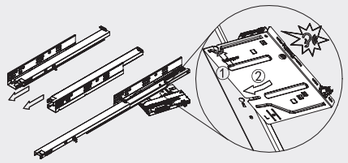

HUGGEN installation instruction

2

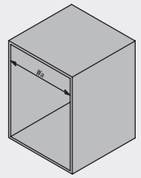

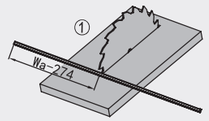

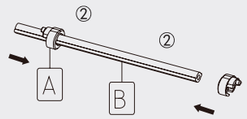

HUGGEN installation instruction

3

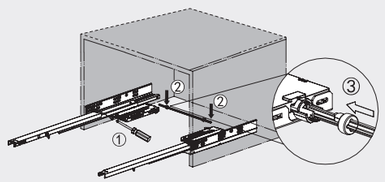

4

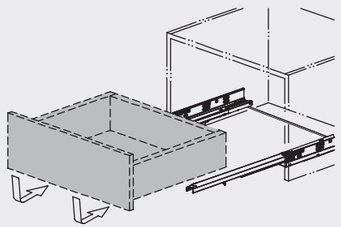

HUGGEN installation instruction

5

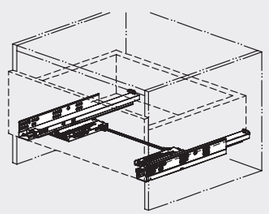

6

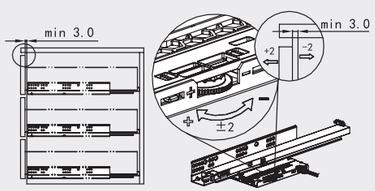

HUGGEN installation instruction

1

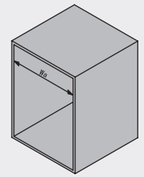

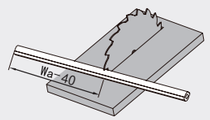

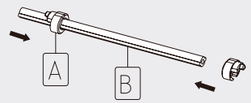

HUGGEN installation instruction

2

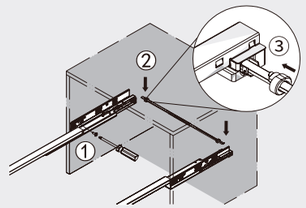

3

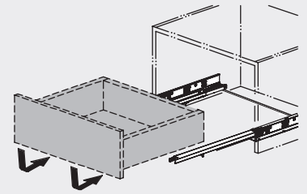

HUGGEN installation instruction

Clip-on fixing mounting

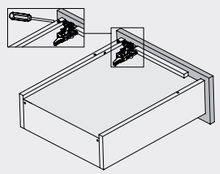

Battery holder installation

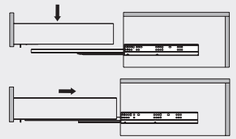



HUGGEN installation instruction

Drawer adjustment

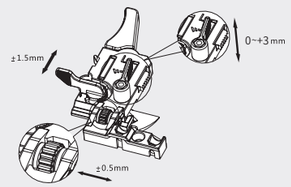

Drawer box disassembly

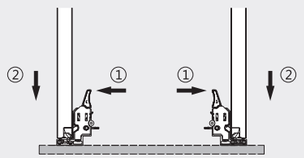

INSTALLATION STRUCTION

Installation instruction

1 Assembling instruction

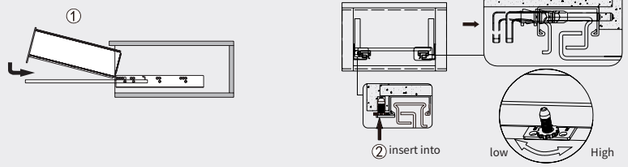

Installation instruction

2 Disassembling instruction

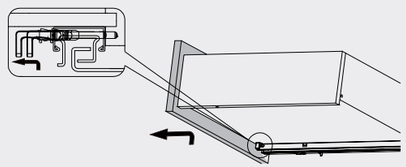



BALLBEARING SLIDE - High-end automatic production line make sure the quality.

BALL BEARING SLIDE

H45 BALL BEARING SLIDE WITH SOFT AND SELF CLOSING

Design

SOFT closing inside

Ball bearing slide with soft and self closing



FEATURES

high strength cold rolled steel，
high precision, high corrosion resistance, life cycles more than 60000 times；
fully wrapped cross section for greater rigidity and stability, exceeding industry standards by 13%，
easy assembling, light tension, smooth glide，
highly efficient soft closing, corrosion resistance
zinc plated, black plated two colors
material thickness：1.0/1.0/1.2、1.2/1.2/1.4
loading capacity: 30kg
size: 250/300/350/400/450/500/550/600mm
the minimum depth of the inner cabinet = nominal length + 3mm

Space required

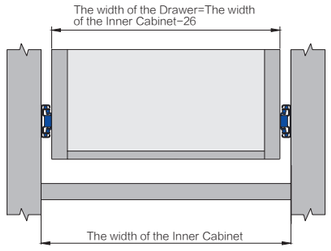

Item code	Nominal length	A (mm)	B (mm)	D (mm)	E (mm)	F (mm)	G (mm)	
DS2114.250.(A)	250mm	136		64				15Sets
DS2114.300.(A)	300mm	96	96	64				15Sets
DS2114.350.(A)	350mm	128		64	64			15Sets
DS2114.400.(A)	400mm	128	199	64	64			15Sets
DS2114.450.(A)	450mm	160	217	64	104.5			15Sets
DS2114.500.(A)	500mm	192	235	64	104.5	64		15Sets
DS2114.550.(A)	550mm	192	285	64	104.5	96		15Sets
DS2114.600.(A)	600mm	224	303	64	104.5	96	64	15Sets

Remarks: (A):Color: ZP /BK

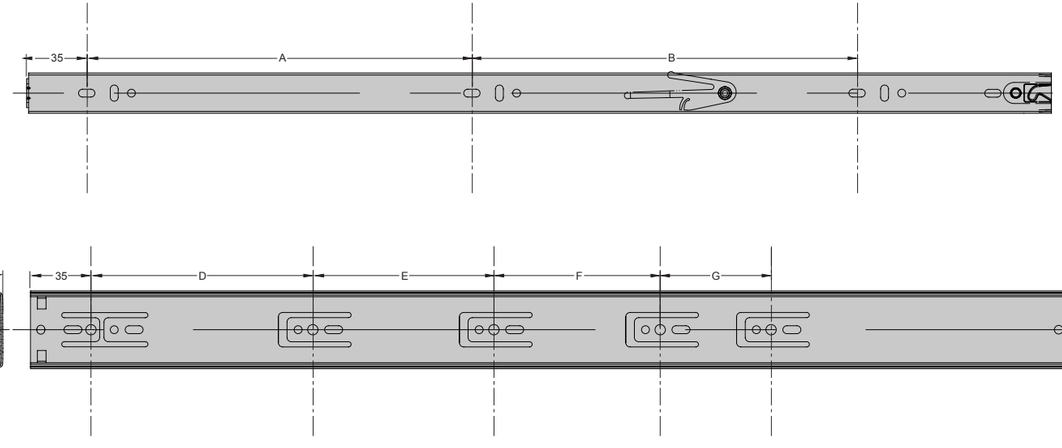

H45 PUSH-OPEN BALL BEARING SLIDE

Design

Rebound

Push-open ball bearing slide



FEATURES

high strength cold rolled steel
high precision, high corrosion resistance, life cycles more than 60000 times
fully wrapped cross section for greater rigidity and stability, exceeding industry standards by 13%
easy assembling, light tension, smooth glide
highly efficient soft closing, corrosion resistance
zinc plated, black plated two colors
material thickness：1.0/1.0/1.2、1.2/1.2/1.4
loading capacity:30kg
size:250/300/350/400/450/500/550/600mm
the minimum depth of the inner cabinet = nominal length + 3mm
push to open ball bearing slide

Space required

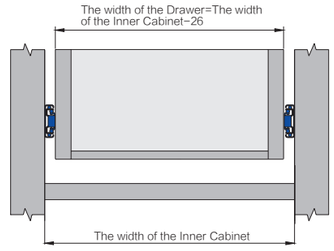

Item code	Nominal length	A (mm)	B (mm)	D (mm)	E (mm)	F (mm)	G (mm)	
DS2202.250.(A)	250mm	146		64				15Sets
DS2202.300.(A)	300mm	96	96	64				15Sets
DS2202.350.(A)	350mm	128		64	64			15Sets
DS2202.400.(A)	400mm	128	160	64	64			15Sets
DS2202.450.(A)	450mm	160	160	64	104.5			15Sets
DS2202.500.(A)	500mm	192	160	64	104.5	64		15Sets
DS2202.550.(A)	550mm	192	224	64	104.5	96		15Sets
DS2202.600.(A)	600mm	224	224	64	104.5	96	64	15Sets

Remarks: (A):Color: ZP /BK

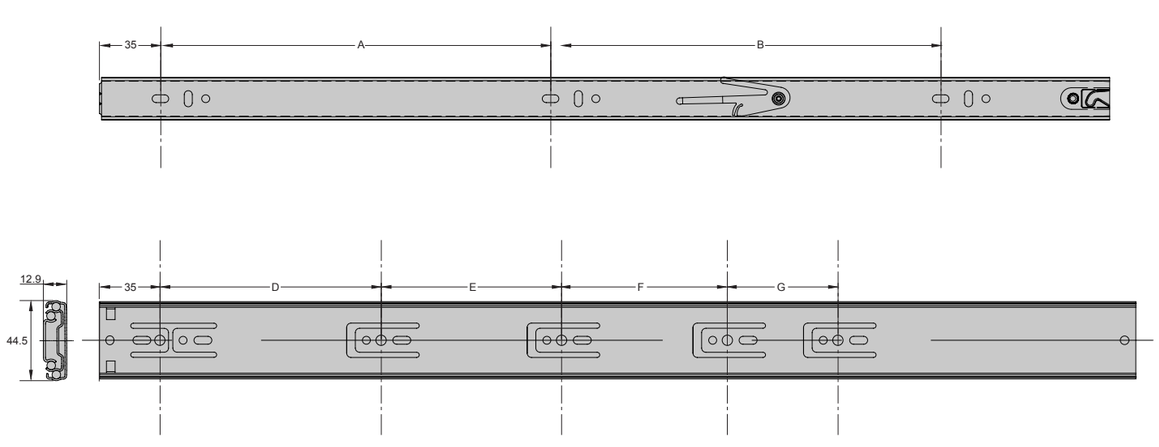

H45 BALL BEARING SLIDE

Design

Ball bearing slide



→ **FEATURES**

high strength cold rolled steel
high precision, high corrosion resistance, life cycles more than 60000 times
fully wrapped cross section for greater rigidity and stability, exceeding industry standards by 13%
easy assembling, light tension, smooth glide
corrosion resistance
zinc plated, black plated two colors
material thickness：1.0/1.0/1.2、1.2/1.2/1.4
loading capacity：30kg
size：250/300/350/400/450/500/550mm/600mm
the minimum depth of the inner cabinet = nominal length + 3mm

Space required

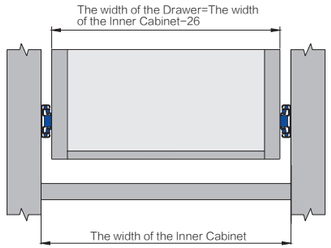

Item code	Nominal length	A (mm)	B (mm)	D (mm)	E (mm)	F (mm)	G (mm)	
DS2428.250.(A)	250mm	160		160				15Sets
DS2428.300.(A)	300mm	96	128	64	128			15Sets
DS2428.350.(A)	350mm	96	160	64	160			15Sets
DS2428.400.(A)	400mm	128	192	64	160	64		15Sets
DS2428.450.(A)	450mm	160	192	64	160	128		15Sets
DS2428.500.(A)	500mm	192	224	64	160	128		15Sets
DS2428.550.(A)	550mm	192	256	64	160	128	96	15Sets
DS2428.600.(A)	600mm	224	288	64	160	128	96	15Sets

Remarks: (A):Color: ZP/BK

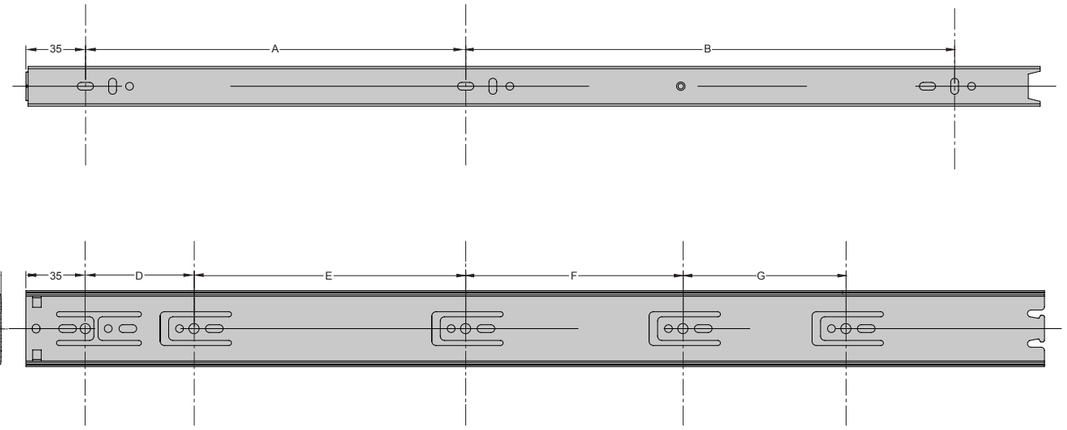

H36 BALL BEARING SLIDE WITH SOFT AND SELF CLOSING

Design

SOFT closing inside

Ball bearing slide with soft and self closing



→ **FEATURES**

high strength cold rolled steel
high precision, high corrosion resistance, life cycles more than 60000 times
easy assembling, light tension, smooth glide
highly efficient soft closing, corrosion resistance
zinc plated, black plated two colors
material thickness：1.0/1.0/1.0
loading capacity：20kg
size：250/300/350/400/450/500
the minimum depth of the inner cabinet = nominal length + 3mm

Space required

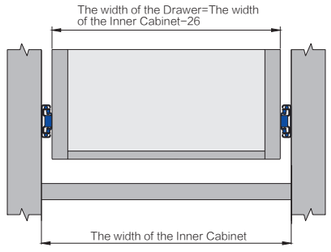

Item code	Nominal length	A (mm)	B (mm)	D (mm)	E (mm)	F (mm)	G (mm)	
DS2115.250.(A)	250mm	136		128				40Sets
DS2115.300.(A)	300mm	96	128	128				20Sets
DS2115.350.(A)	350mm	128	128	128				20Sets
DS2115.400.(A)	400mm	128	160	128	96			20Sets
DS2115.450.(A)	450mm	160	192	128	96			20Sets
DS2115.500.(A)	500mm	192	192	128	96	128		20Sets

Remarks: (A):Color: ZP/BK

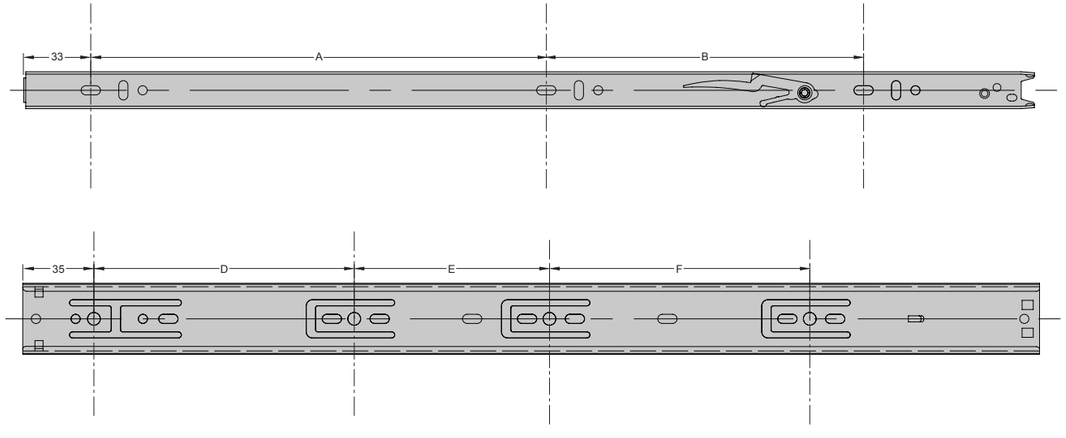

H36 PUSH-OPEN BALL BEARING SLIDE

Design

Rebound

Push-open ball bearing slide



→ **FEATURES**

high strength cold rolled steel
high precision, high corrosion resistance, life cycles more than 60000 times
easy assembling, light tension, smooth glide
corrosion resistance
zinc plated, black plated two colors
material thickness：1.0/1.0/1.0
loading capacity：20kg
size：250/300/350/400/450/500
the minimum depth of the inner cabinet = nominal length + 3mm
push to open ball bearing slide

Space required

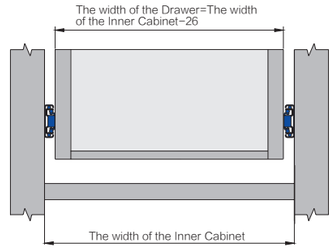

Item code	Nominal length	A (mm)	B (mm)	D (mm)	E (mm)	F (mm)	G (mm)	
DS2203.250.(A)	250mm	146		128				40Sets
DS2203.300.(A)	300mm	96	128	128				20Sets
DS2203.350.(A)	350mm	128	128	128				20Sets
DS2203.400.(A)	400mm	128	160	128	96			20Sets
DS2203.450.(A)	450mm	160	192	128	96			20Sets
DS2203.500.(A)	500mm	192	192	128	96	128		20Sets

Remarks: (A):Color: ZP /BK

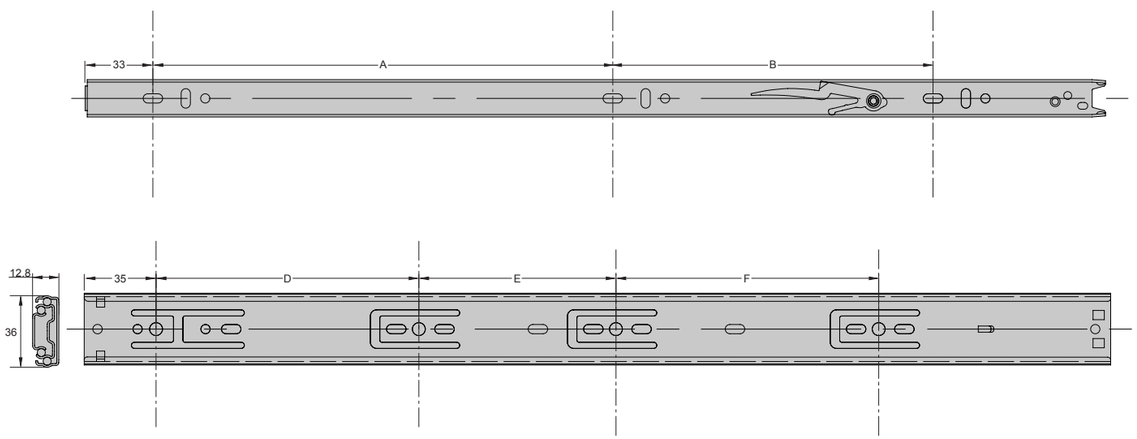

H36 BALL BEARING SLIDE

Design

Ball bearing slide



→ **FEATURES**

high strength cold rolled steel
high precision, high corrosion resistance, life cycles more than 60000 times
easy assembling, light tension, smooth glide
corrosion resistance
zinc plated, black plated two colors
material thickness：1.0/1.0/1.0
loading capacity：20kg
size：250/300/350/400/450/500
the minimum depth of the inner cabinet = nominal length + 3mm

Space required

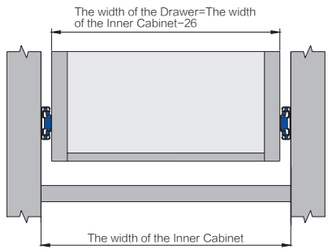

Item code	Nominal length	A (mm)	B (mm)	D (mm)	E (mm)	F (mm)	G (mm)	
DS2429.250.(A)	250mm	160		128				40Sets
DS2429.300.(A)	300mm	96	128	128	96			20Sets
DS2429.350.(A)	350mm	128	128	128	96			20Sets
DS2429.400.(A)	400mm	128	192	128	96	96		20Sets
DS2429.450.(A)	450mm	160	192	128	96	128		20Sets
DS2429.500.(A)	500mm	192	224	128	96	192		20Sets

Remarks: (A):Color: ZP /BK

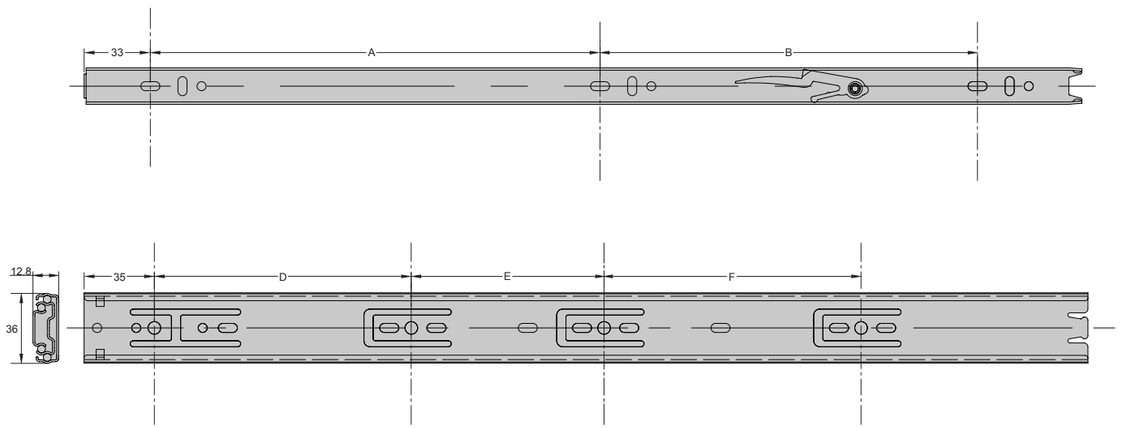



GAS HINGE SYSTEM



HUTTON pro NEW

Small Angle can trigger the buffer, buffer strength, buffer time five adjustable, opening and closing strength balance, buffer ability is stronger.



HUTTON pro NEW

80000

80000 LIFE CYCLES



GAS HINGE SYSTEM

SOFT CLOSING HINGE - Perfect solution with high quality soft closing for every cabinet doors.



HUTTON pro NEW

HG1146 Clip-on with soft closing

95° | Clip-on inside | Design | SOFT closing inside

Product Image



Features

Opening Angle:95°
Cup diameter:35mm
Depth:12.7mm
Distance:3~9mm
Hole distance:48mm
thick and thin door universal
Door thickness:16~28mm
micro extension, two-way structure, soft and quiet
fixed plate, with soft closing
5 steps of soft closing speed
small degree touch off soft closing

Nickel platednickel | Titanium nickel | Black nickel

Application

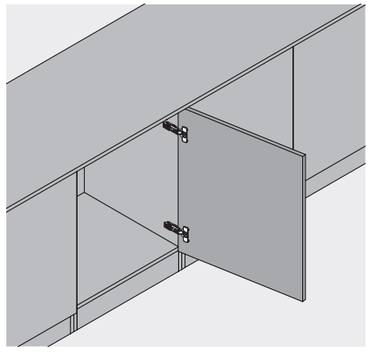

Order information

Full overlay	Half overlay	Insert
Wooden screw(M4X16)	Wooden screw(M4X16)	Wooden screw(M4X16)
100Pcs	100Pcs	100Pcs
Concealed HG1146.C0.B1	Concealed HG1146.C8.B1	Concealed HG1146.C15.B1

D H	K 3	4	5	6	7	H=14+k-D
0	17	18	19	20	21	

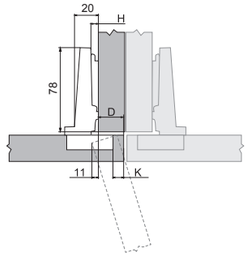

D H	K 3	4	5	6	7	H=5+k-D
0	8	9	10	11	12	

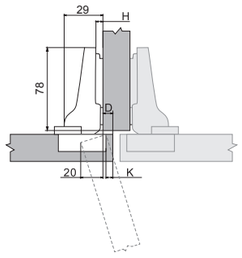

A H	K 3	4	5	6	7	H=-4+k+A
0	1	0	-1	-2	-3	

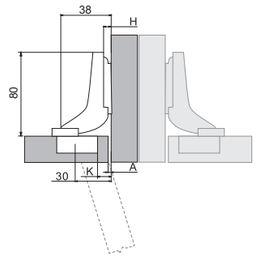

Screw mounting

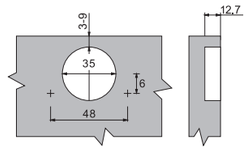

Adjustment

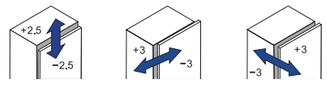

HUTTON pro NEW

HG1146 Fixed gas hinge

95° | Design | SOFT closing inside

Product Image



Features

Opening Angle:95°
Cup diameter:35mm
Depth:12.7mm
Distance:3~9mm
Hole distance:48mm
thick and thin door universal
Door thickness:16~28mm
micro extension, two-way structure, soft and quiet
fixed plate, with soft closing
5 steps of soft closing speed
small degree touch off soft closing

Nickel platednickel | Titanium nickel | Black nickel

Application

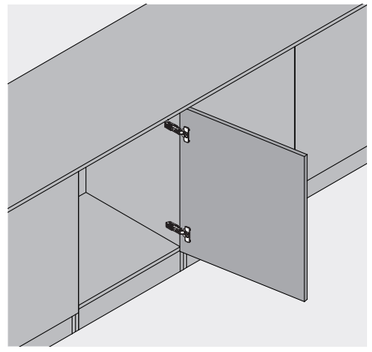

Order information

Full overlay	Half overlay	Insert
Wooden screw(M4X16)	Wooden screw(M4X16)	Wooden screw(M4X16)
100Pcs	100Pcs	100Pcs
in line soft closing fixed base HG1146.N0.B1	in line soft closing fixed base HG1146.N8.B1	in line soft closing fixed base HG1146.N15.B1

D H	K 3	4	5	6	7	H=14+k-D
0	17	18	19	20	21	

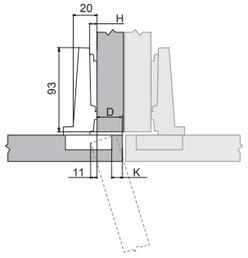

D H	K 3	4	5	6	7	H=5+k-D
0	8	9	10	11	12	

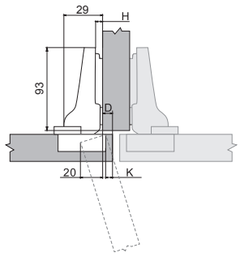

A H	K 3	4	5	6	7	H=-4+k+A
0	1	0	-1	-2	-3	

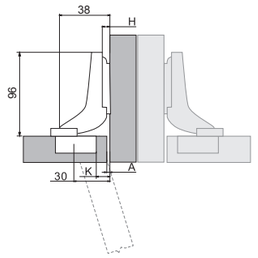

Screw mounting

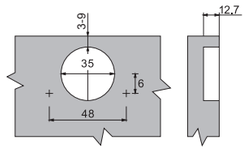

Adjustment

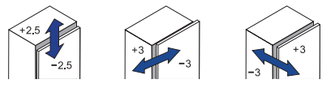

HUTTON pro NEW

HG1146 Fixed gas hinge







Product Image



Features

Opening Angle:95°
Cup diameter:35mm
Depth:12.7mm
Distance:3~9mm
Hole distance:48mm
thick and thin door universal
Door thickness:16~28mm
micro extension, two-way structure, soft and quiet
fixed plate, with soft closing
5 steps of soft closing speed
small degree touch off soft closing

Nickel platednickel | Titanium nickel | Black nickel

Application

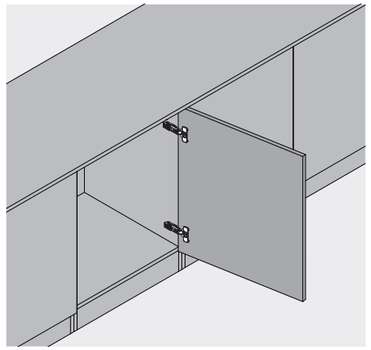

Order information

Full overlay

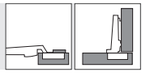

Wooden screw(M4X16)

100Pcs

in line soft closing fixed base | HG1146.N0.B1

H=14+k-D

D \ H	K	3	4	5	6	7
0		17	18	19	20	21

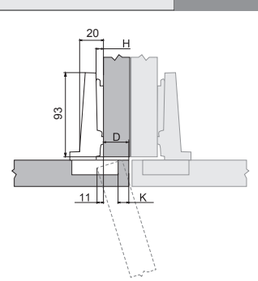

Half overlay

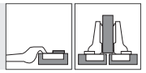

Wooden screw(M4X16)

100Pcs

in line soft closing fixed base | HG1146.N8.B1

H=5+k-D

D \ H	K	3	4	5	6	7
0		8	9	10	11	12

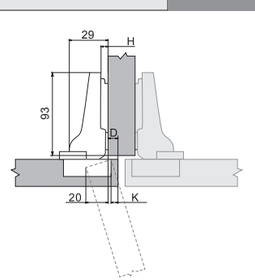

Insert

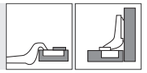

Wooden screw(M4X16)

100Pcs

in line soft closing fixed base | HG1146.N15.B1

H=-4+k+A

A \ H	K	3	4	5	6	7
0		1	0	-1	-2	-3

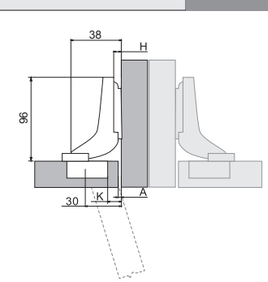

Screw mounting

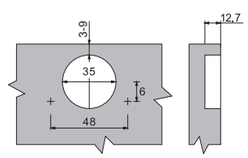

Adjustment

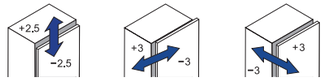



HUTTON

Small Angle can trigger the buffer, buffer strength, buffer time five adjustable, opening and closing strength balance, buffer ability is stronger.



HUTTON PRO

80000
80000 LIFE CYCLES



GAS HINGE SYSTEM

SOFT CLOSING HINGE - Perfect solution with high quality soft closing for every cabinet doors.



5 levels of soft-closing speed

Easy clip-on arm cover

Safety clip-on system

3D regulation

High quality metal damper

HUTTON PRO

HG1133 Clip-on with soft closing

105° | Clip-on inside | Design | SOFT closing inside

Product Image



Features

Opening Angle:105°
Cup diameter:35mm
Depth:11.7mm
Distance:3~7mm
Hole distance:48mm
Door thickness:14~22mm
Two way structure, soft and quite
Clip-on Adjustment with soft closing
5 levels of soft-closing speed
5° degree touch off soft closing

Nickel platednickel | Titanium nickel | Black nickel

Application

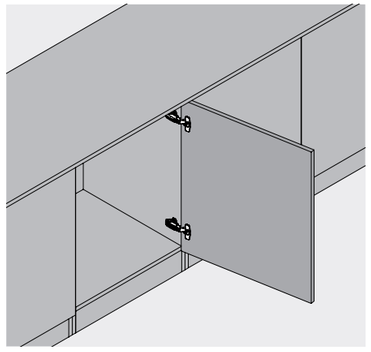

Order information

Full overlay	Half overlay	Insert
Wooden screw(M4X16)	Wooden screw(M4X16)	Wooden screw(M4X16)
100Pcs	100Pcs	100Pcs
Concealed HG1133.C0.B1	Concealed HG1133.C8.B1	Concealed HG1133.C15.B1
Two hole HG1133.C0.A1	Two hole HG1133.C8.A1	Two hole HG1133.C15.A1
3D HG1133.C0.B	3D HG1133.C8.B	3D HG1133.C15.B
Four hole HG1133.C0.A2	Four hole HG1133.C8.A2	Four hole HG1133.C15.A2

H=14+k-D

D H	K 3	4	5	6	7
0	17	18	19	20	21

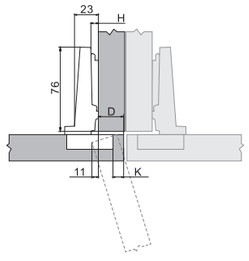

H=5+k-D

D H	K 3	4	5	6	7
0	8	9	10	11	12

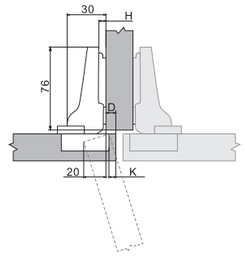

H=-4+k+A

A H	K 3	4	5	6	7
0	1	0	-1	-2	-3

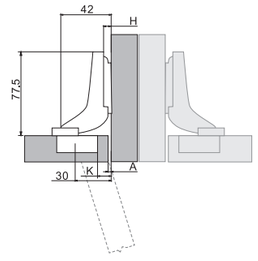

Screw mounting

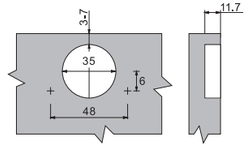

Adjustment

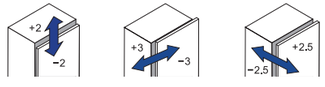

HUTTON PRO

HG1133 Fixed gas hinge

105° | Design | SOFT closing inside

Product Image



Features

Opening Angle:105°
Cup diameter:35mm
Depth:11.7mm
Distance:3~7mm
Hole distance:48mm
Door thickness:14~20mm
Two way structure, soft and quite
Fixed gas hinge
5 levels of soft-closing speed
5° degree touch off soft closing

Nickel platednickel | Titanium nickel | Black nickel

Application

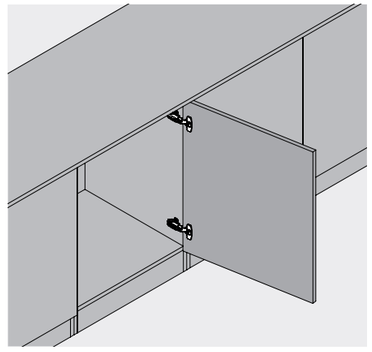

Order information

Full overlay	Half overlay	Insert
Wooden screw(M4X16)	Wooden screw(M4X16)	Wooden screw(M4X16)
100Pcs	100Pcs	100Pcs
Four hole fixed base HG1133.N0.A2	Four hole fixed base HG1133.N8.A2	Four hole fixed base HG1133.N15.A2

H=14+k-D

D H	K 3	4	5	6	7
0	17	18	19	20	21

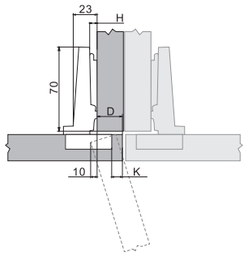

H=5+k-D

D H	K 3	4	5	6	7
0	8	9	10	11	12

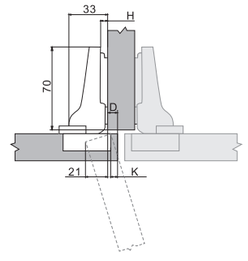

H=-4+k+A

A H	K 3	4	5	6	7
0	1	0	-1	-2	-3

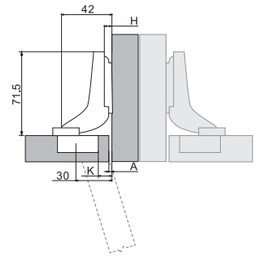

Screw mounting

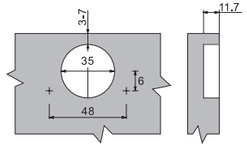

Adjustment

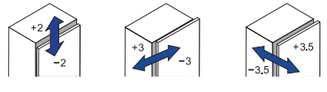

HUTTON NEW

Small Angle can trigger the buffer, buffer strength, buffer time five adjustable, opening and closing strength balance, buffer ability is stronger.



SETTON NEW

The streamlined appearance makes the dull corners hidden in each cabinet more flexible and shining. Scientific lateral release mode,



HUTTON NEW

HG1311 Aluminium frame gas hinge

105° | Clip-on inside | Design | SOFT closing inside

Product Image



Features

Opening Angle:105°
Hole distance:28mm
Door thickness:19~22mm
Two way structure, soft and quite
Clip-on Adjustment with soft closing
5 levels of soft-closing speed
5° degree touch off soft closing

Nickel platednickel | Titanium nickel | Black nickel

Application

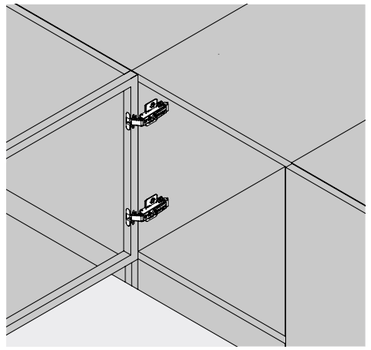

Order information

Full overlay	Half overlay	Insert
Wooden screw(M4X16)	Wooden screw(M4X16)	Wooden screw(M4X16)
100Pcs	100Pcs	100Pcs
Concealed HG1311.C0.C	Concealed HG1311.C8.C	Concealed HG1311.C15.C
Two hole HG1311.C0.A1	Two hole HG1311.C8.A1	Two hole HG1311.C15.A1
3D HG1311.C0.B	3D HG1311.C8.B	3D HG1311.C15.B
Four hole HG1311.C0.A2	Four hole HG1311.C8.A2	Four hole HG1311.C15.A2

H=V-D-1

D / H	V 19	20	21	22
0	18	19	20	21

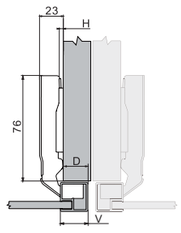

H=V-D-9.5

D / H	V 19	20	21	22
0	9.5	10.5	11.5	12.5

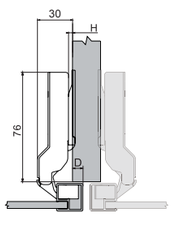

H=V-D-19.5

A / H	V 19	20	21	22
0	-0.5	0.5	1.5	2.5

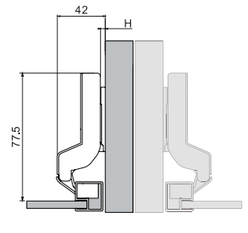

Screw mounting

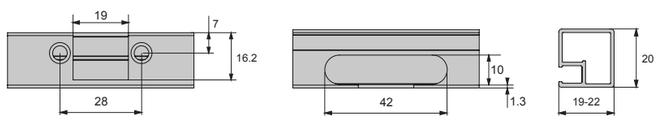

Adjustment

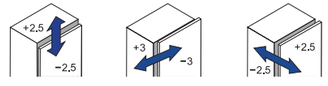

SETTON NEW

HG1310 Aluminium frame gas hinge

100° | Clip-on inside | Design | SOFT closing inside

Product Image



Features

Opening Angle:100°
Hole distance:28mm
Door thickness:19~22mm
Two way structure, soft and quite
Clip-on Adjustment with soft closing

Nickel platednickel | Titanium nickel | Black nickel

Application

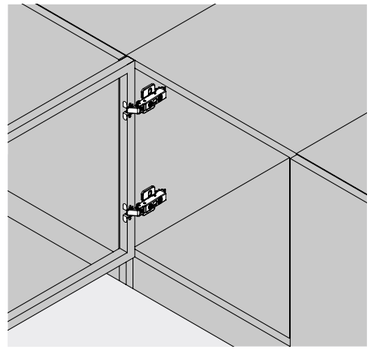

Order information

Full overlay	Half overlay	Insert
Wooden screw(M4X16)	Wooden screw(M4X16)	Wooden screw(M4X16)
100Pcs	100Pcs	100Pcs
Two hole HG1310.C0.A1	Two hole HG1310.C8.A1	Two hole HG1310.C15.A1
3D HG1310.C0.B	3D HG1310.C8.B	3D HG1310.C15.B
Four hole HG1310.C0.A2	Four hole HG1310.C8.A2	Four hole HG1310.C15.A2

H=V-D-1

D / H	V 19	20	21	22
0	18	19	20	21

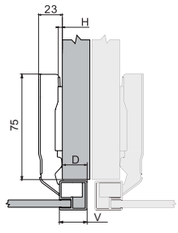

H=V-D-9.5

D / H	V 19	20	21	22
0	9.5	10.5	11.5	12.5

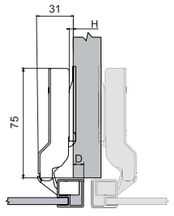

H=V-D-19.5

A / H	V 19	20	21	22
0	-0.5	0.5	1.5	2.5

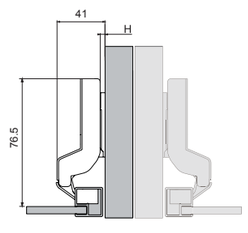

Screw mounting

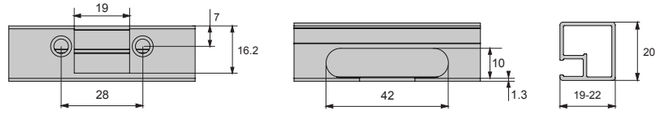

Adjustment

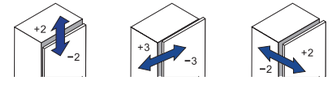

SETTON

The design is inspired by the aesthetics of sports cars. The streamlined appearance makes the dull corners hidden in each cabinet more flexible and shining. Scientific lateral release mode,

SETTON

80000
80000 LIFE CYCLES



GAS HINGE SYSTEM

SOFT CLOSING HINGE - Perfect solution with high quality soft closing for every cabinet doors.



Easy clip-on arm cover



Safety clip-on system



One step molding of spring





3D regulation

High quality metal damper

SETTON

HG1112 Clip-on with soft closing

100° | Clip-on inside | Design | SOFT closing inside

Product Image



Features

Opening Angle:100°
Cup diameter:35mm
Depth:11.7mm
Distance:3~7mm
Hole distance:48mm
Door thickness:14~22mm
Two way structure, soft and quite
Clip-on Adjustment with soft closing

Nickel platednickel | Titanium nickel | Black nickel

Application

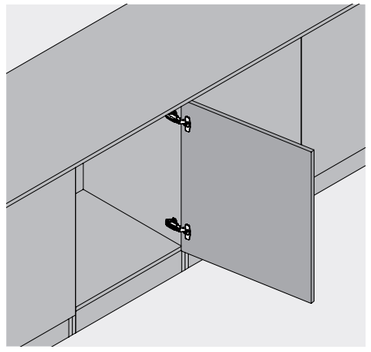

Order information

Full overlay	Half overlay	Insert
Wooden screw(M4X16)	Wooden screw(M4X16)	Wooden screw(M4X16)
100Pcs	100Pcs	100Pcs
Two hole HG1112.C0.A1	Two hole HG1112.C8.A1	Two hole HG1112.C15.A1
3D HG1112.C0.B	3D HG1112.C8.B	3D HG1112.C15.B
Four hole HG1112.C0.A2	Four hole HG1112.C8.A2	Four hole HG1112.C15.A2

D H	K 3	4	5	6	7	H=15+k-D
0	18	19	20	21	22	

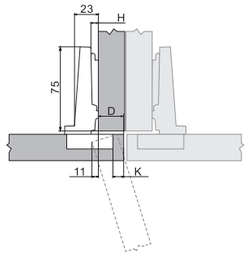

D H	K 3	4	5	6	7	H=5+k-D
0	8	9	10	11	12	

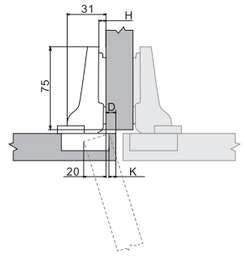

A H	K 3	4	5	6	7	H=-4+k+A
0	1	0	-1	-2	-3	

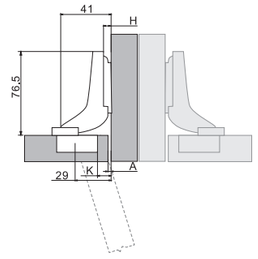

Screw mounting

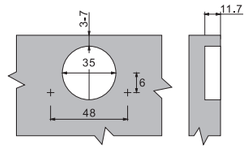

Adjustment

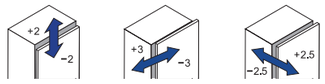

SETTON

HG1112 Clip-on non- soft closing

100° | Clip-on inside | Design

Product Image



Features

Opening Angle:100°
Cup diameter:35mm
Depth:11.7mm
Distance:3~7mm
Hole distance:48mm
Door thickness:14~22mm
Two way structure, soft and quite
Clip-on Adjustment non- soft closing

Nickel platednickel | Titanium nickel | Black nickel

Application

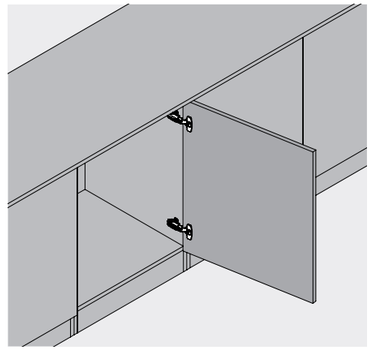

Order information

Full overlay	Half overlay	Insert
Wooden screw(M4X16)	Wooden screw(M4X16)	Wooden screw(M4X16)
100Pcs	100Pcs	100Pcs
Two hole HG1112N.C0.A1	Two hole HG1112N.C8.A1	Two hole HG1112N.C15.A1
3D HG1112N.C0.B	3D HG1112N.C8.B	3D HG1112N.C15.B
Four hole HG1112N.C0.A2	Four hole HG1112N.C8.A2	Four hole HG1112N.C15.A2

D H	K 3	4	5	6	7	H=14+k-D
0	17	18	19	20	21	

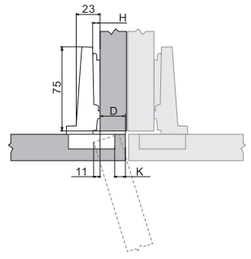

D H	K 3	4	5	6	7	H=5+k-D
0	8	9	10	11	12	

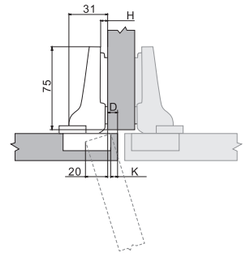

A H	K 3	4	5	6	7	H=-4+k+A
0	1	0	-1	-2	-3	

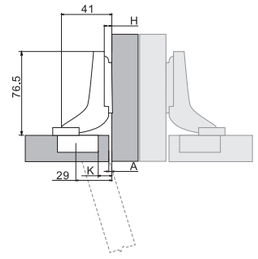

Screw mounting

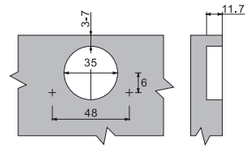

Adjustment

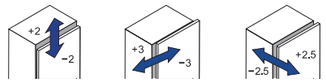

Damper *



Surface-Damper

Item code
DP1101.(*) .(*)



Insert-damper

Item code
DP2102.(*) .(*)

*Damper, see page 221

SETTON

HG1112-Clip-on non-force









Product Image



Features

Opening Angle:100°
Cup diameter:35mm
Depth:11.7mm
Distance:3~7mm
Hole distance:48mm
Door thickness:14~22mm
Fixed non-force



Application

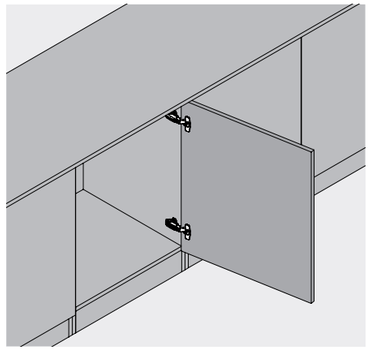

Order information

Full overlay

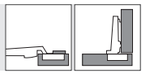

Wooden screw(M4X16)		
100Pcs		
	Two hole	HG1112F.C0.A1
	3D	HG1112F.C0.B
	Four hole	HG1112F.C0.A2

Half overlay

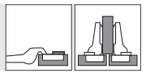

Wooden screw(M4X16)		
100Pcs		
	Two hole	HG1112F.C8.A1
	3D	HG1112F.C8.B
	Four hole	HG1112F.C8.A2

Insert

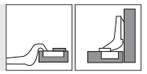

Wooden screw(M4X16)		
100Pcs		
	Two hole	HG1112F.C15.A1
	3D	HG1112F.C15.B
	Four hole	HG1112F.C15.A2

D

H \ K	3	4	5	6	7
0	18	19	20	21	22

H=15+k-D

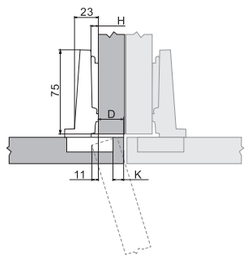

D

H \ K	3	4	5	6	7
0	8	9	10	11	12

H=5+k-D

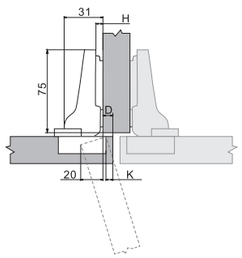

A

H \ K	3	4	5	6	7
0	1	0	-1	-2	-3

H=-4+k+A

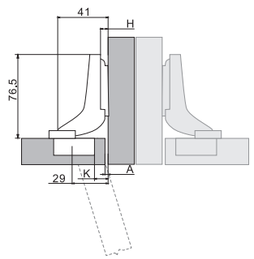

Screw mounting

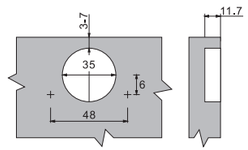

Adjustment

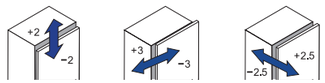

Damper *

	Metal rebounder		heavy-duty rebounder
	Item code		Item code
	MC1113C.GR		MC1123A.DG
	plastic rebounder		locking rebounder
	Item code		Item code
	MC1119A.GR		MC1124A.DG

PATTON

80000

80000 LIFE CYCLES



GAS HINGE SYSTEM

SOFT CLOSING HINGE - Perfect solution with high quality soft closing for every cabinet doors.



105° open angle



One step molding of spring



3D adjustment



High quality metal damper

PATTON NEW

HG1135 two way SUS304 stainless steel fixed-plate soft closing hinge

105° | Design | SOFT closing inside

Product Image



Features

Opening Angle:105°
Cup diametert:35mm
Depth:11.7mm
Distance:3~7mm
Hole distance:48mm
Door thickness:14~22mm
Two way structure, soft and quite
Fixed gas hinge
SUS304 stainless steel material, corrossion protection

Application

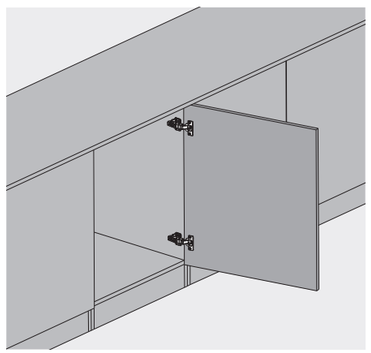

Order information

Full overlay	Half overlay	Insert
Wooden screw(M4X16)	Wooden screw(M4X16)	Wooden screw(M4X16)
100Pcs	100Pcs	100Pcs
Four hole fixed base HG1135TS.NO.A2	Four hole fixed base HG1135TS.N8.A2	Four hole fixed base HG1135TS.N15.A2

D	K	3	4	5	6	7	H=15+k-D
H	0	18	19	20	21	22	

D	K	3	4	5	6	7	H=5+k-D
H	0	8	9	10	11	12	

A	K	3	4	5	6	7	H=-4+k+A
H	0	1	0	-1	-2	-3	

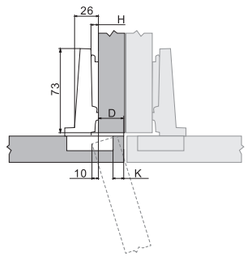

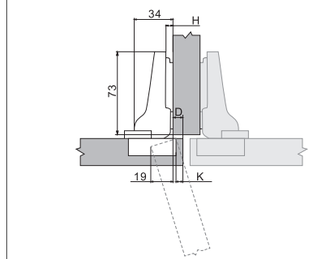

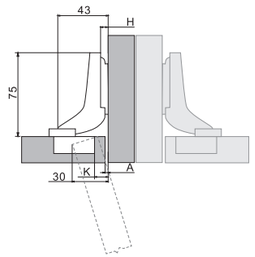

Screw mounting

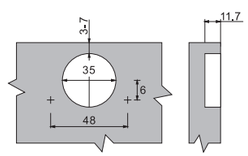

Adjustment

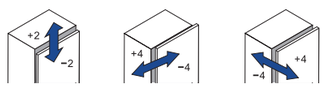

PATTON

HG1135-fixed-plate gas hinge

105° | Design | SOFT closing inside

Product Image



Features

Opening Angle:105°
Cup diameter:35mm
Depth:11.7mm
Distance:3~7mm
Hole distance:48mm
Door thickness:14~22mm
Two way structure, soft and quite
Fixed gas hinge

Nickel platednickel | Titanium nickel | Black nickel

Application

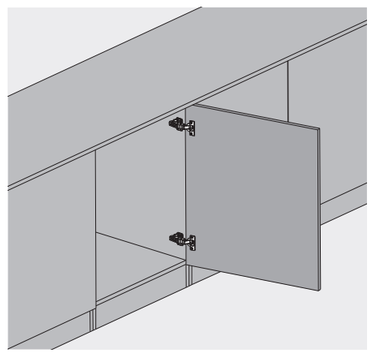

Order information

Full overlay	Half overlay	Insert
Wooden screw(M4X16)	Wooden screw(M4X16)	Wooden screw(M4X16)
100Pcs	100Pcs	100Pcs
Four hole fixed base HG1135T.NO.A2	Four hole fixed base HG1135T.N8.A2	Four hole fixed base HG1135T.N15.A2

D	K	3	4	5	6	7	H=15+k-D
H	0	18	19	20	21	22	

D	K	3	4	5	6	7	H=5+k-D
H	0	8	9	10	11	12	

A	K	3	4	5	6	7	H=-4+k+A
H	0	1	0	-1	-2	-3	

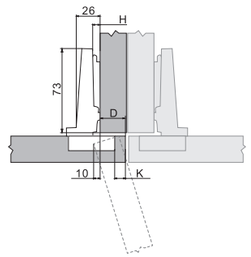

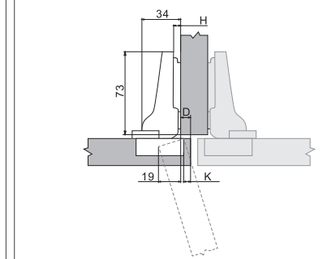

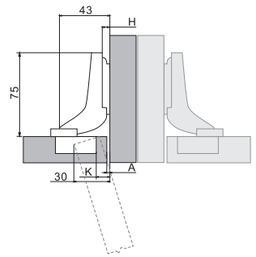

Screw mounting

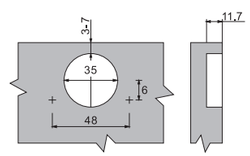

Adjustment

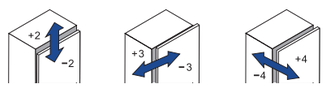

PATTON

HG1135-fixed-plate non- soft closing



Design

Product Image



Features

Opening Angle:105°
Cup diameter:35mm
Depth:11.7mm
Distance:3~7mm
Hole distance:48mm
Door thickness:14~22mm
Two way structure, soft and quite
Fixed non- soft closing

Nickel platednickel | Titanium nickel | Black nickel

Application

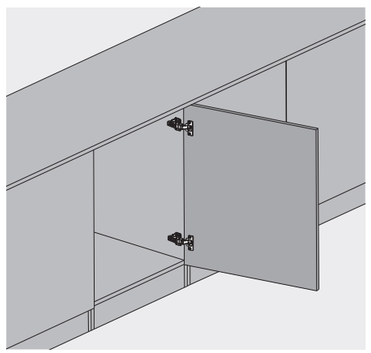

Order information

Full overlay	Half overlay	Insert
Wooden screw(M4X16)	Wooden screw(M4X16)	Wooden screw(M4X16)
100Pcs	100Pcs	100Pcs
Four hole fixed base HG1135N.N0.A2	Four hole fixed base HG1135N.N8.A2	Four hole fixed base HG1135N.N15.A2

D H	K 3	4	5	6	7	H=15+k-D
0	18	19	20	21	22	

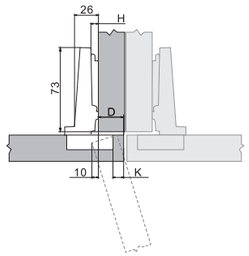

D H	K 3	4	5	6	7	H=5+k-D
0	8	9	10	11	12	

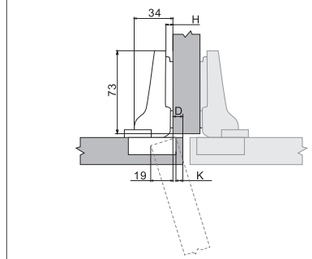

A H	K 3	4	5	6	7	H=-4+k+A
0	1	0	-1	-2	-3	

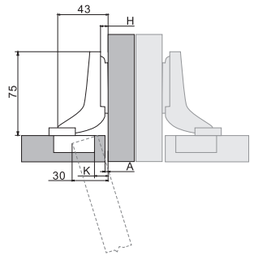

Screw mounting

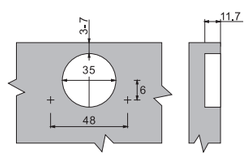

Adjustment

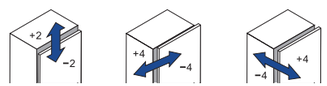

Damper *



Surface-Damper
Item code
DP1101.(*) .(*)



Insert-damper
Item code
DP2102.(*) .(*)

*Damper, see page 221

PATTON

HG1135-fixed-plate non-force



Design

Product Image



Features

Opening Angle:105°
Cup diameter:35mm
Depth:11.7mm
Distance:3~7mm
Hole distance:48mm
Door thickness:14~22mm
Fixed non-force

Nickel platednickel | Titanium nickel | Black nickel

Application

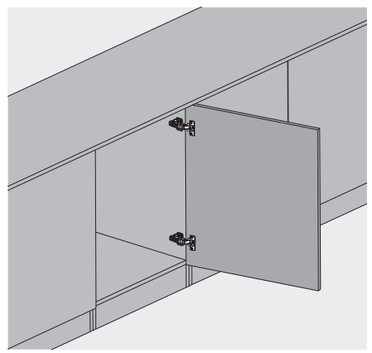

Order information

Full overlay	Half overlay	Insert
Wooden screw(M4X16)	Wooden screw(M4X16)	Wooden screw(M4X16)
100Pcs	100Pcs	100Pcs
Four hole fixed base HG1135F.N0.A2	Four hole fixed base HG1135F.N8.A2	Four hole fixed base HG1135F.N15.A2

D H	K 3	4	5	6	7	H=15+k-D
0	18	19	20	21	22	

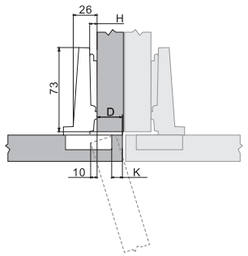

D H	K 3	4	5	6	7	H=5+k-D
0	8	9	10	11	12	

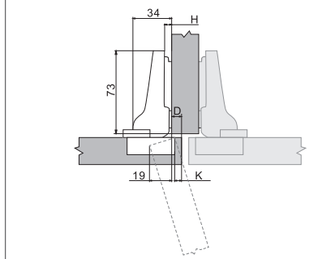

A H	K 3	4	5	6	7	H=-4+k+A
0	1	0	-1	-2	-3	

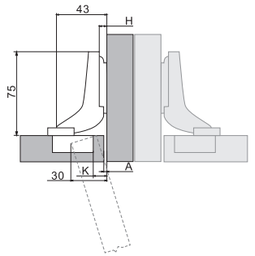

Screw mounting

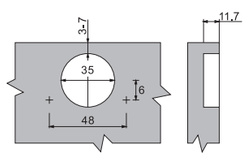

Adjustment

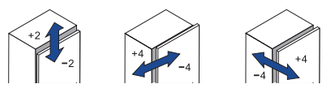

Damper *



Metal rebounder
Item code
MC1113C.GR



heavy-duty rebounder
Item code
MC1123A.DG



plastic rebounder
Item code
MC1119A.GR



locking rebounder
Item code
MC1124A.DG

*Metal rebounder, see page 222

GAS HINGE-30°

HG1425 Clip on 3D 30degree Soft closing hinge

30° | Clip-on inside | Design | SOFT closing inside

Product Image



Features

Closing Angle:30°
Cup diameter:35mm
Depth:11.7mm
Distance:3~7mm
Hole distance:48mm
Door thickness:14~22mm
Clip on 3D 30degree Soft closing hinge

Adjustment

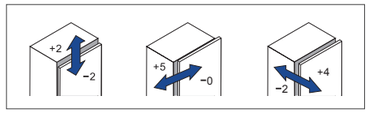

Application

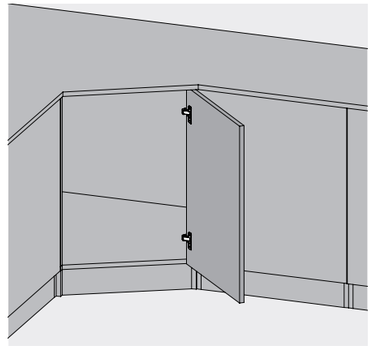

Order information

Wooden screw(M4X16)

100Pcs		
	Two hole	HG1425.C30.A1
	3D	HG1425.C30.B
	Four hole	HG1425.C30.A2

D \ K	4	5	6	7
H 0	37 / -0.5	36 / -0.4	35 / 1.3	34 / 2.2

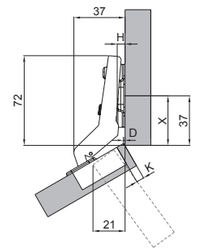

Screw mounting

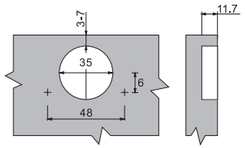

Application



GAS HINGE-45°

HG1426 Clip on 3D 45degree Soft closing hinge

45° | Clip-on inside | Design | SOFT closing inside

Product Image



Features

Closing Angle:45°
Cup diameter:35mm
Depth:11.5mm
Distance:3~7mm
Hole distance:48mm
Door thickness:14~22mm
Clip on 3D 45degree Soft closing hinge

Adjustment

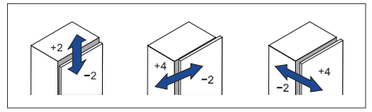

Application

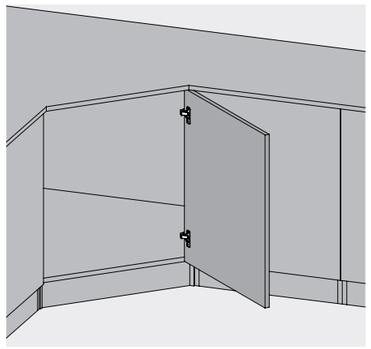

Order information

Wooden screw(M4X16)

100Pcs

	Two hole	HG1426.C45.A1
	3D	HG1426.C45.B
	Four hole	HG1426.C45.A2

D / K / H	4	5	6	7
0	37 / 4.5	36 / 5.2	35 / 5.9	34 / 6.6

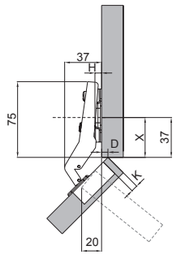

Application



Screw mounting

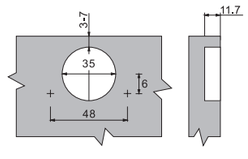

GAS HINGE-90°

HG1407 Clip on 3D 90degree Soft closing hinge

90° | Clip-on inside | Design | SOFT closing inside

Product Image



Features

Closing Angle:90°
Cup diameter:35mm
Depth:11.5mm
Distance:3~7mm
Hole distance:48mm
Door thickness:14~22mm
Two way structure, soft and quite
Clip on 3D 90degree Soft closing hinge

Adjustment

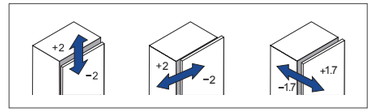

Application

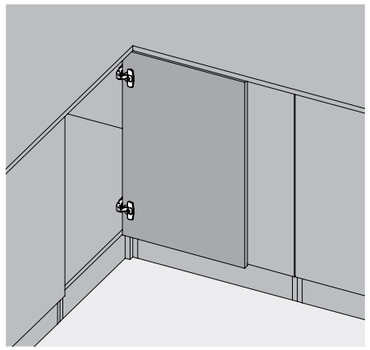

Order information

Wooden screw(M4X16)

100Pcs

	Two hole	HG1407.C90.A1
	3D	HG1407.C90.B
	Four hole	HG1407.C90.A2

D / K / H	4	5	6	7
0	19 / 3	18 / 3		
2	19 / 1	18 / 1		

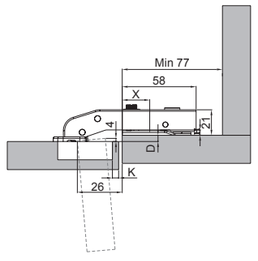

Application



Screw mounting

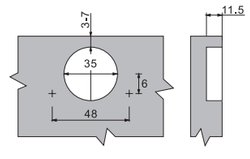

GAS HINGE-125°

HG1431 Clip on 3D 125 degree hinge



Product Image

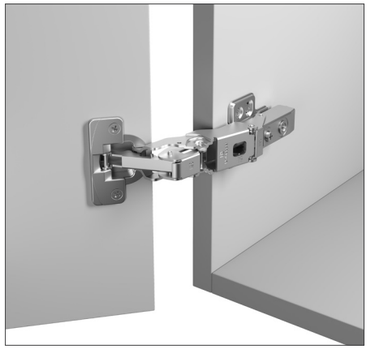

Features

Closing Angle:125°
Cup diameter:35mm
Depth:11.6mm
Distance:3~7mm
Hole distance:48mm
Door thickness:16~36mm
Clip on 3D 125 degree hinge

Application

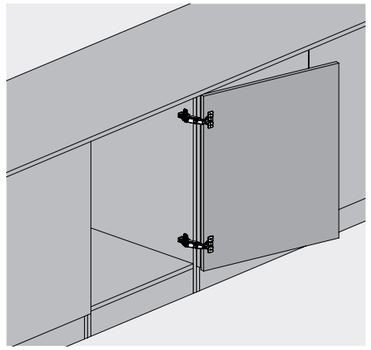

Order information

Full overlay	Half overlay	Insert
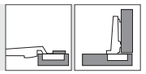	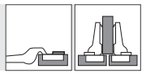	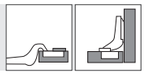
Wooden screw(M4X16)	Wooden screw(M4X16)	Wooden screw(M4X16)
100Pcs	100Pcs	100Pcs
Four hole HG1431.C0.A2	Four hole HG1431.C8.A2	Four hole HG1431.C15.A2

D / H	K 3	4	5	6	
0	17	18	19	20	H=14+k-D

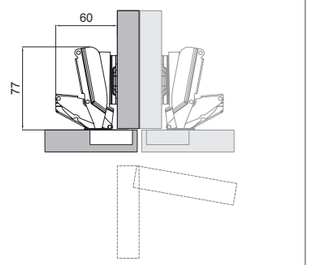

D / H	K 3	4	5	6	
0	8	9	10	11	H=5+k-D

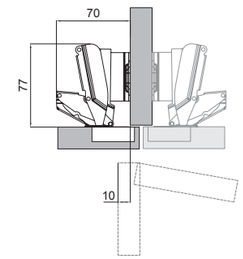

A / H	K 3	4	5	6	
0	1	0	-1	-2	H=k+A-4

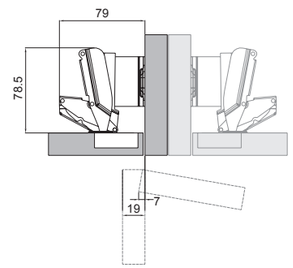

Screw mounting

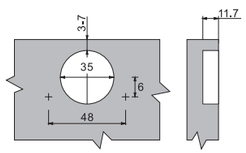

Adjustment

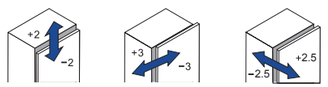

GAS HINGE-135°

HG2419 Clip on 3D 135 degree hinge



Product Image



Features

Closing Angle:135°
Cup diameter:35mm
Depth:11.7mm
Distance:3~7mm
Hole distance:48mm
Door thickness:14~22mm
Clip on 3D 135 degree hinge

Adjustment

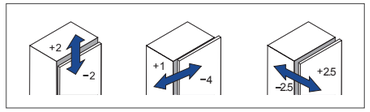

Application

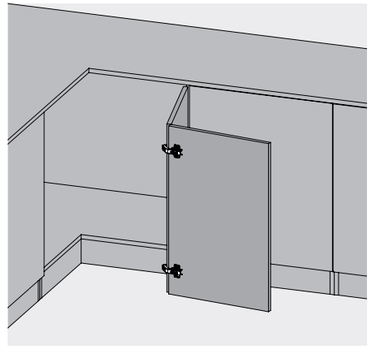

Order information

Wooden screw(M4X16)

100Pcs

Two hole	HG2419.C135.A1
3D	HG2419.C135.B
Four hole	HG2419.C135.A2

	Panel thickness<18mm	22mm>Panel thickness>18mm
H	2	0
X	37	37

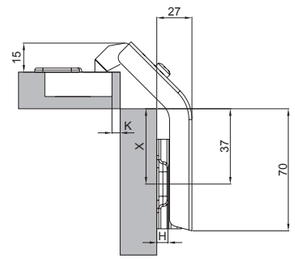

Screw mounting

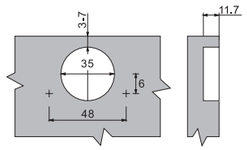

Application



GAS HINGE-155°

HG1430 Clip on 155degree Soft closing hinge



Product Image

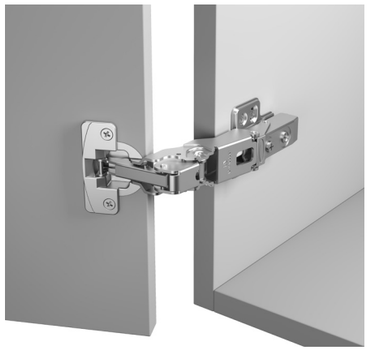

Features

Closing Angle:155°
Cup diameter:35mm
Depth:11.6mm
Distance:3~7mm
Hole distance:48mm
Door thickness:16~25mm
Clip on 155degree Soft closing hinge

Application

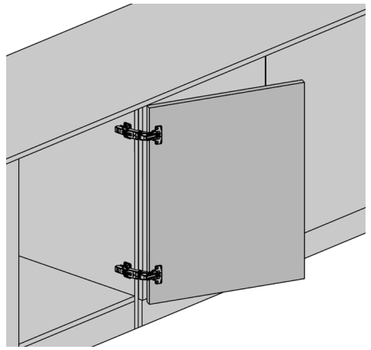

Order information

Full overlay	Half overlay	Insert
Wooden screw(M4X16)	Wooden screw(M4X16)	Wooden screw(M4X16)
100Pcs	100Pcs	100Pcs
Four hole HG1430.C0.A2	Four hole HG1430.C8.A2	Four hole HG1430.C15.A2

D

H \ K	3	4	5	6
0	17	18	19	20

H=14+k-D

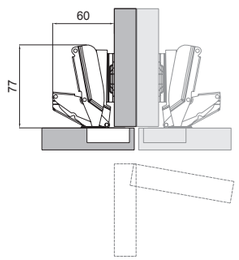

D

H \ K	3	4	5	6
0	8	9	10	11

H=5+k-D

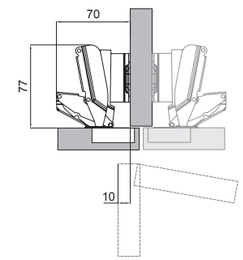

A

H \ K	3	4	5	6
0	1	0	-1	-2

H=k+A-4

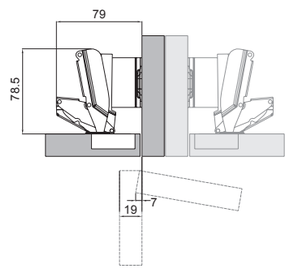

Screw mounting

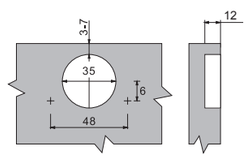

Adjustment

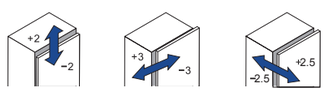

FACE FRAME GAS HINGE



Product Image



Features

Closing Angle:105°
Cup diameter:35mm
Depth:11mm
Distance:3mm
Hole distance:42、45mm
Door thickness:14~26 mm
Face frame gas hinge

Adjustment

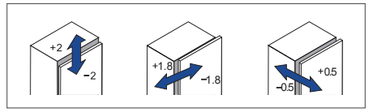

Application

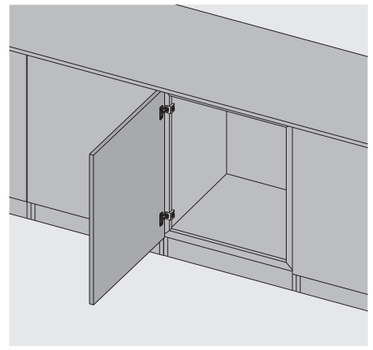

Installation instruction

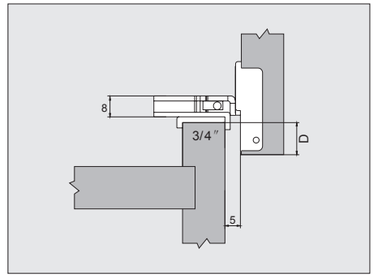

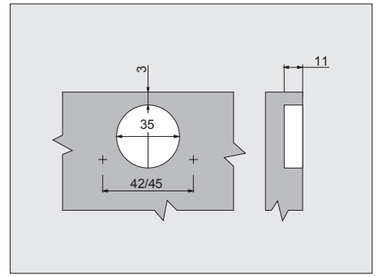

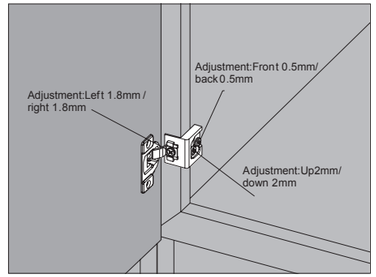

Order information

3D-Face frame hinge

D		3D-Soft closing	3D-non-Soft closing	
1/2"	12.7mm	HG1603.13	HG2607.13	300Pcs
1"	25.4mm	HG1603.25	HG2607.25	300Pcs
1-1/4"	31.7mm	HG1603.32	HG2607.32	300Pcs
1-5/16"	33.3mm	HG1603.33	HG2607.33	300Pcs
1-3/8"	34.9mm	HG1603.35	HG2607.35	300Pcs
1-1/2"	38.1mm	HG1603.38	HG2607.38	300Pcs

Face frame hinge

D		Soft closing	Non-Soft closing	
1/2"	12.7mm	HG1604.13	HG2608.13	300Pcs
1"	25.4mm	HG1604.25	HG2608.25	300Pcs
1-1/4"	31.7mm	HG1604.32	HG2608.32	300Pcs
1-5/16"	33.3mm	HG1604.33	HG2608.33	300Pcs
1-3/8"	34.9mm	HG1604.35	HG2608.35	300Pcs
1-1/2"	38.1mm	HG1604.38	HG2608.38	300Pcs

DAMPER

Design

SOFT closing inside

Product Image	Order information	Application
	Surface–Damper  Surface–Damper Item code DP1101.(A) ,(B) Remarks: (A):Loading capacity:(S) M=Medium H=Heavy type (B):Color:GR/WT/BR	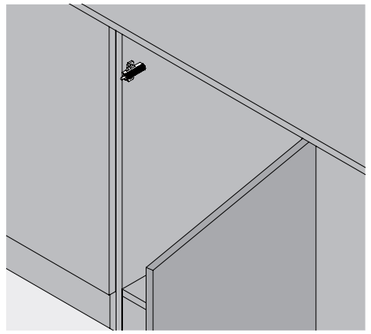
	Insert–damper  Insert–damper (D10*L53mm) Item code DP2102.(A) ,(B) Remarks: (A):Loading capacity:(S) M=Medium H=Heavy type (B):Color:GR/WT/BR	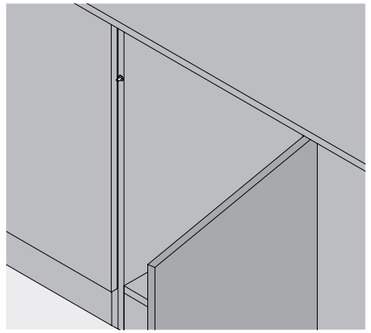

METAL BEBOUNDER

Design

Rebound

Product Image	Order information	Application
	Bracket–Metal rebounder  Metal rebounder Item code MC1113C.GR	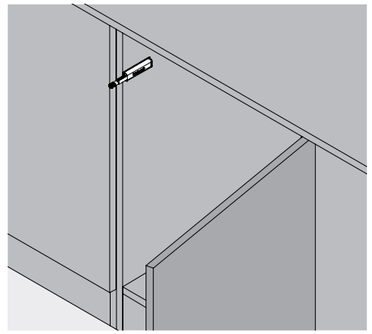
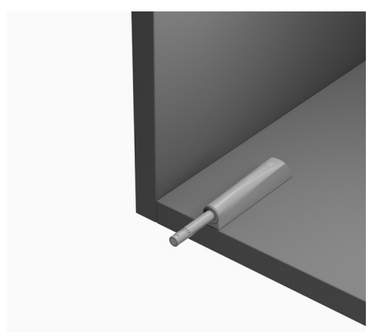	Bracket–Plastic rebounder  plastic rebounder Item code MC1119A.GR	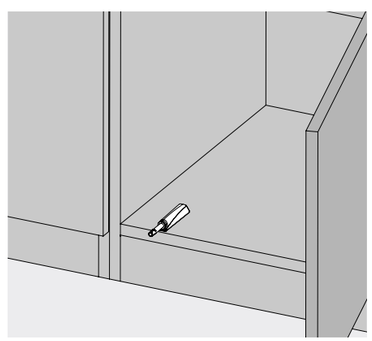
	Bracket–Plastic rebounder  heavy–duty rebounder Item code MC1123A.DG	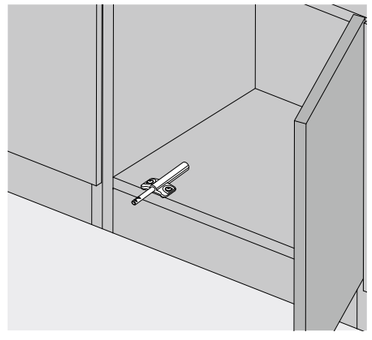
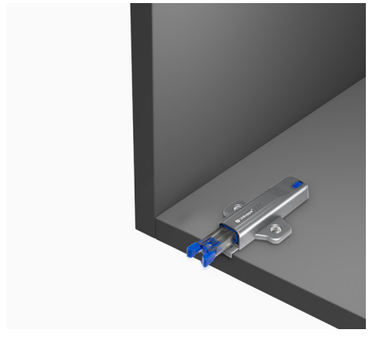	Bracket–Plastic rebounder  locking rebounder Item code MC1124A.DG	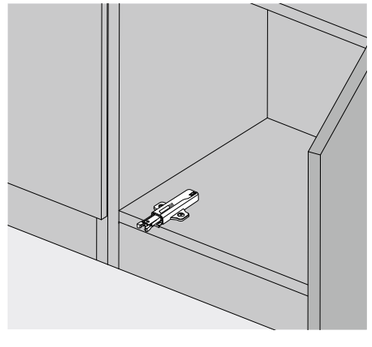

CABINET SUPPORT SYSTEM

TWO-WAY SLOW MOTION

Design

Product Image



Features

Passed 100,000 times life cycles
Adjustable soft closing speed
Recycled plastic
two-way slow motion
N:50N-150N

Item code	Description	
CS1101J.(A).GR	Two-way slow motion	100Sets

Remarks: (A):N:050/060/070/080/090/100/110/120/130/140/150

Space required

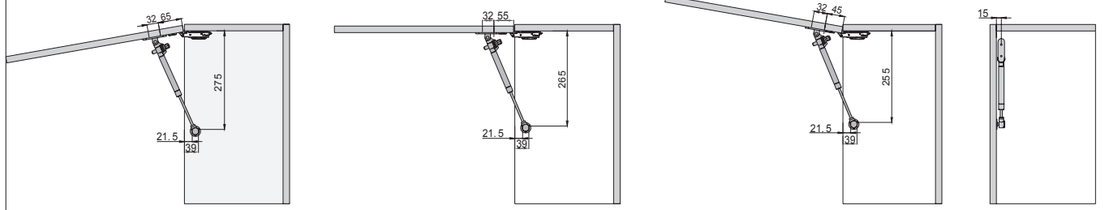

INSTALLATION INSTRUCTION

DOORS HEIGHT	DOOR WIDTH				
	450	600	900	1200	
400	50N*2	50N*2	80N*2	100N*2	
500	50N*2	100N*2	100N*2	150N*2	
600	80N*2	100N*2	150N*2		



GAS SPRING

small degree two way slow motion gas spring

Design

SOFT closing inside

Product Image





Features

small degree soft closing, open and close cabinet safely
two way slow motion, open and close cabinet quietly
adjustable closing speed
100,000 times life cycles
40N~150N for optional
black

Item code	Description	
CS1101L.BK	small degree two way slow motion	100Sets

Remarks: (^):N:040/050/060/070/080/090/100/110/120/130/140/150

Space required

INSTALLATION INSTRUCTION

DOORS HEIGHT	WEIGHT OF THE DOOR IN KG							
	3-4	4-5	5-6	6-7	7-8	8-9	9-10	10-11
380	40N*2		80N*2		100N*2		120N*2	
400	40N*2		80N*2		100N*2		120N*2	
450	40N*2		80N*2		100N*2		120N*2	
500	60N*2		80N*2		100N*2		120N*2	
600	60N*2		100N*2		120N*2		150N*2	
700	60N*2		100N*2		120N*2		150N*2	



FREE STOP TYPE

free stop upturning lift system

Design

SOFT closing inside

Product Image



Features

Material:Iron+Plastic
Finish:Nickel plating
3D adjustment for panel:+2mm for up and down side
front and back side
left and right side
Suitable for upturning wooden door and aluminum-frame door
White/Gray

Item code	Description	
CS2115.(^)	free stop upturning	100Sets

Remarks: (^):Model:L/M/H

Space required

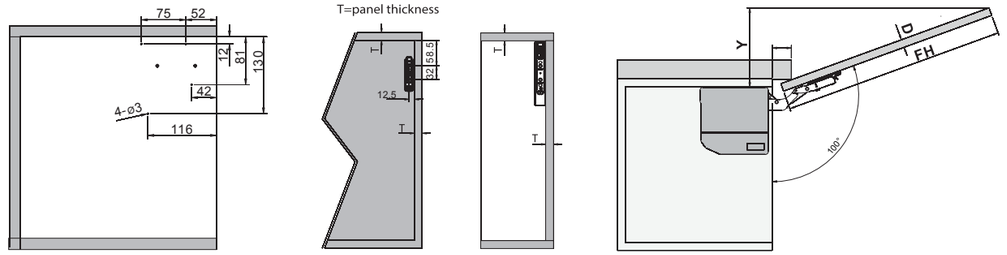

INSTALLATION INSTRUCTION

DOORS HEIGHT	DOOR WIDTH				
	500	800	1000	1200	1500
330			L	L	
350		L	L	M	
400		L	M	H	H
450	L		H		
500					

www.unihopper.biz/en